

7/5/2019

Mr. Jim Tomalia
Arcadis U.S., Inc.
28550 Cabot Dr.
Suite 500
Novi MI 48377

Project Name: Ford LTP
Project #:
Workorder #: 1906623

Dear Mr. Jim Tomalia

The following report includes the data for the above referenced project for sample(s) received on 6/28/2019 at Air Toxics Ltd.

The data and associated QC analyzed by Modified TO-15 are compliant with the project requirements or laboratory criteria with the exception of the deviations noted in the attached case narrative.

Thank you for choosing Eurofins Air Toxics Inc. for your air analysis needs. Eurofins Air Toxics Inc. is committed to providing accurate data of the highest quality. Please feel free to contact the Project Manager: Ausha Scott at 916-985-1000 if you have any questions regarding the data in this report.

Regards,



Ausha Scott
Project Manager

WORK ORDER #: 1906623

Work Order Summary

CLIENT:	Mr. Jim Tomalia Arcadis U.S., Inc. 28550 Cabot Dr. Suite 500 Novi, MI 48377	BILL TO:	Accounts Payable Arcadis U.S., Inc. 630 Plaza Drive Suite 600 Highlands Ranch, CO 80129
PHONE:	517-819-0356	P.O. #	MI001454.0003
FAX:		PROJECT #	Ford LTP
DATE RECEIVED:	06/28/2019	CONTACT:	Ausha Scott
DATE COMPLETED:	07/05/2019		

<u>FRACTION #</u>	<u>NAME</u>	<u>TEST</u>	<u>RECEIPT VAC./PRES.</u>	<u>FINAL PRESSURE</u>
01A	AA-34965WADSWORTH-01_062519	Modified TO-15	8.0 "Hg	5 psi
02A(cancelled)	IAF-34965WADSWORTH-01_062519	Modified TO-15	5.5 "Hg	5.4 psi
03A	IAG-34965WADSWORTH-01_062519	Modified TO-15	8.0 "Hg	5 psi
04A	IAB-34965WADSWORTH-01_062519	Modified TO-15	5.0 "Hg	5 psi
05A	DUP-34965WADSWORTH-01_062519	Modified TO-15	5.5 "Hg	5 psi
06A	Lab Blank	Modified TO-15	NA	NA
06B	Lab Blank	Modified TO-15	NA	NA
07A	CCV	Modified TO-15	NA	NA
07B	CCV	Modified TO-15	NA	NA
08A	LCS	Modified TO-15	NA	NA
08AA	LCSD	Modified TO-15	NA	NA
08B	LCS	Modified TO-15	NA	NA
08BB	LCSD	Modified TO-15	NA	NA

CERTIFIED BY: 

 Technical Director

DATE: 07/05/19

Certification numbers: AZ Licensure AZ0775, FL NELAP - E8 , LA NELAP - 02089, NH NELAP - 209218, NJ NELAP - CA016, NY NELAP - 11291, TX NELAP - T104704434-18-13, UT NELAP CA009332018-10, VA NELAP - 9505, WA NELAP - C935

Name of Accreditation Body: NELAP/ORELAP (Oregon Environmental Laboratory Accreditation Program)
 Accreditation number: CA300005-011, Effective date: 10/18/2018, Expiration date: 10/17/2019.

Eurofins Air Toxics LLC. certifies that the test results contained in this report meet all requirements of the NELAC standards

This report shall not be reproduced, except in full, without the written approval of Eurofins Air Toxics LLC.

180 BLUE RAVINE ROAD, SUITE B FOLSOM, CA - 95630
 (916) 985-1000 . (800) 985-5955 . FAX (916) 985-1020

LABORATORY NARRATIVE
Modified TO-15
Arcadis U.S., Inc.
Workorder# 1906623

Five 6 Liter Summa Canister (100% Cert Ambient) samples were received on June 28, 2019. The laboratory performed analysis via modified EPA Method TO-15 using GC/MS in the full scan mode.

This workorder was independently validated prior to submittal using 'USEPA National Functional Guidelines' as generally applied to the analysis of volatile organic compounds in air. A rules-based, logic driven, independent validation engine was employed to assess completeness, evaluate pass/fail of relevant project quality control requirements and verification of all quantified amounts.

Method modifications taken to run these samples are summarized in the table below. Specific project requirements may over-ride the ATL modifications.

<i>Requirement</i>	<i>TO-15</i>	<i>ATL Modifications</i>
Initial Calibration	$\leq 30\%$ RSD with 2 compounds allowed out to <math>< 40\%</math> RSD	$\leq 30\%$ RSD with 4 compounds allowed out to <math>< 40\%</math> RSD
Blank and standards	Zero Air	UHP Nitrogen provides a higher purity gas matrix than zero air

Receiving Notes

Sample identification for sample IAF-34965WADSWORTH-01_062519 was not provided on the sample tag. Therefore the information on the Chain of Custody was used to process and report the sample.

Sample IAF-34965WADSWORTH-01_062519 was cancelled on 7/2/19 per client's request.

A revised Chain of Custody (COC) was provided by the client on 07/01/19.

Analytical Notes

As per client project requirements, the laboratory has reported estimated values for target compound hits that are below the Reporting Limit but greater than the Method Detection Limit. Concentrations that are below the level at which the canister was certified may be false positives.

Definition of Data Qualifying Flags

Eight qualifiers may have been used on the data analysis sheets and indicates as follows:

B - Compound present in laboratory blank greater than reporting limit (background subtraction not performed).

J - Estimated value.

E - Exceeds instrument calibration range.

S - Saturated peak.

Q - Exceeds quality control limits.

U - Compound analyzed for but not detected above the reporting limit, LOD, or MDL value. See data page for project specific U-flag definition.

UJ- Non-detected compound associated with low bias in the CCV
N - The identification is based on presumptive evidence.

File extensions may have been used on the data analysis sheets and indicates as follows:

- a-File was requantified
- b-File was quantified by a second column and detector
- r1-File was requantified for the purpose of reissue

MODIFIED EPA METHOD TO-15 GC/MS FULL SCAN
Ford LTP

Client ID:	AA-34965WADSWORTH-01_062519	Date/Time Analyzed:	6/29/19 08:29 PM
Lab ID:	1906623-01A	Dilution Factor:	1.83
Date/Time Collected:	6/26/19 09:09 AM	Instrument/Filename:	msdv.i / v062919
Media:	6 Liter Summa Canister (100% Cert Ambier)		

Compound	CAS#	MDL (ug/m3)	LOD (ug/m3)	Rpt. Limit (ug/m3)	Amount (ug/m3)
1,1-Dichloroethene	75-35-4	0.42	0.65	0.72	Not Detected
1,4-Dioxane	123-91-1	0.35	0.59	0.66	Not Detected
cis-1,2-Dichloroethene	156-59-2	0.11	0.65	0.72	Not Detected
Tetrachloroethene	127-18-4	0.36	1.1	1.2	Not Detected
trans-1,2-Dichloroethene	156-60-5	0.32	0.65	0.72	Not Detected
Trichloroethene	79-01-6	0.34	0.88	0.98	Not Detected
Vinyl Chloride	75-01-4	0.12	0.42	0.47	Not Detected

D: Analyte not within the DoD scope of accreditation.

Surrogates	CAS#	Limits	%Recovery
1,2-Dichloroethane-d4	17060-07-0	70-130	92
4-Bromofluorobenzene	460-00-4	70-130	101
Toluene-d8	2037-26-5	70-130	104

MODIFIED EPA METHOD TO-15 GC/MS FULL SCAN
Ford LTP

Client ID:	IAG-34965WADSWORTH-01_062519	Date/Time Analyzed:	6/29/19 09:45 PM
Lab ID:	1906623-03A	Dilution Factor:	1.83
Date/Time Collected:	6/26/19 09:03 AM	Instrument/Filename:	msdv.i / v062921
Media:	6 Liter Summa Canister (100% Cert Ambier		

Compound	CAS#	MDL (ug/m3)	LOD (ug/m3)	Rpt. Limit (ug/m3)	Amount (ug/m3)
1,1-Dichloroethene	75-35-4	0.42	0.65	0.72	Not Detected
1,4-Dioxane	123-91-1	0.35	0.59	0.66	Not Detected
cis-1,2-Dichloroethene	156-59-2	0.11	0.65	0.72	Not Detected
Tetrachloroethene	127-18-4	0.36	1.1	1.2	3.8
trans-1,2-Dichloroethene	156-60-5	0.32	0.65	0.72	0.44 J
Trichloroethene	79-01-6	0.34	0.88	0.98	Not Detected
Vinyl Chloride	75-01-4	0.12	0.42	0.47	Not Detected

J = Estimated value.

D: Analyte not within the DoD scope of accreditation.

Surrogates	CAS#	Limits	%Recovery
1,2-Dichloroethane-d4	17060-07-0	70-130	92
4-Bromofluorobenzene	460-00-4	70-130	104
Toluene-d8	2037-26-5	70-130	101

MODIFIED EPA METHOD TO-15 GC/MS FULL SCAN
Ford LTP

Client ID:	IAB-34965WADSWORTH-01_062519	Date/Time Analyzed:	6/30/19 12:12 PM
Lab ID:	1906623-04A	Dilution Factor:	1.61
Date/Time Collected:	6/26/19 09:13 AM	Instrument/Filename:	msdv.i / v063007
Media:	6 Liter Summa Canister (100% Cert Ambier)		

Compound	CAS#	MDL (ug/m3)	LOD (ug/m3)	Rpt. Limit (ug/m3)	Amount (ug/m3)
1,1-Dichloroethene	75-35-4	0.37	0.57	0.64	Not Detected
1,4-Dioxane	123-91-1	0.31	0.52	0.58	Not Detected
cis-1,2-Dichloroethene	156-59-2	0.099	0.57	0.64	Not Detected
Tetrachloroethene	127-18-4	0.31	0.98	1.1	Not Detected
trans-1,2-Dichloroethene	156-60-5	0.28	0.57	0.64	Not Detected
Trichloroethene	79-01-6	0.30	0.78	0.86	Not Detected
Vinyl Chloride	75-01-4	0.10	0.37	0.41	Not Detected

D: Analyte not within the DoD scope of accreditation.

Surrogates	CAS#	Limits	%Recovery
1,2-Dichloroethane-d4	17060-07-0	70-130	93
4-Bromofluorobenzene	460-00-4	70-130	102
Toluene-d8	2037-26-5	70-130	99

MODIFIED EPA METHOD TO-15 GC/MS FULL SCAN
Ford LTP

Client ID:	DUP-34965WADSWORTH-01_062519	Date/Time Analyzed:	6/30/19 12:50 PM
Lab ID:	1906623-05A	Dilution Factor:	1.64
Date/Time Collected:	6/26/19 12:00 AM	Instrument/Filename:	msdv.i / v063008
Media:	6 Liter Summa Canister (100% Cert Ambier)		

Compound	CAS#	MDL (ug/m3)	LOD (ug/m3)	Rpt. Limit (ug/m3)	Amount (ug/m3)
1,1-Dichloroethene	75-35-4	0.37	0.58	0.65	Not Detected
1,4-Dioxane	123-91-1	0.31	0.53	0.59	Not Detected
cis-1,2-Dichloroethene	156-59-2	0.10	0.58	0.65	Not Detected
Tetrachloroethene	127-18-4	0.32	1.0	1.1	Not Detected
trans-1,2-Dichloroethene	156-60-5	0.28	0.58	0.65	Not Detected
Trichloroethene	79-01-6	0.30	0.79	0.88	Not Detected
Vinyl Chloride	75-01-4	0.11	0.38	0.42	Not Detected

D: Analyte not within the DoD scope of accreditation.

Surrogates	CAS#	Limits	%Recovery
1,2-Dichloroethane-d4	17060-07-0	70-130	92
4-Bromofluorobenzene	460-00-4	70-130	104
Toluene-d8	2037-26-5	70-130	103

MODIFIED EPA METHOD TO-15 GC/MS FULL SCAN
Ford LTP

Client ID:	Lab Blank	Date/Time Analyzed:	6/29/19 11:40 AM
Lab ID:	1906623-06A	Dilution Factor:	1.00
Date/Time Collected:	NA - Not Applicable	Instrument/Filename:	msdv.i / v062906a
Media:	NA - Not Applicable		

Compound	CAS#	MDL (ug/m3)	LOD (ug/m3)	Rpt. Limit (ug/m3)	Amount (ug/m3)
1,1-Dichloroethene	75-35-4	0.23	0.36	0.40	Not Detected
1,4-Dioxane	123-91-1	0.19	0.32	0.36	Not Detected
cis-1,2-Dichloroethene	156-59-2	0.061	0.36	0.40	Not Detected
Tetrachloroethene	127-18-4	0.20	0.61	0.68	Not Detected
trans-1,2-Dichloroethene	156-60-5	0.17	0.36	0.40	Not Detected
Trichloroethene	79-01-6	0.18	0.48	0.54	Not Detected
Vinyl Chloride	75-01-4	0.065	0.23	0.26	Not Detected

D: Analyte not within the DoD scope of accreditation.

Surrogates	CAS#	Limits	%Recovery
1,2-Dichloroethane-d4	17060-07-0	70-130	89
4-Bromofluorobenzene	460-00-4	70-130	99
Toluene-d8	2037-26-5	70-130	108

MODIFIED EPA METHOD TO-15 GC/MS FULL SCAN
Ford LTP

Client ID:	Lab Blank	Date/Time Analyzed:	6/30/19 11:11 AM
Lab ID:	1906623-06B	Dilution Factor:	1.00
Date/Time Collected:	NA - Not Applicable	Instrument/Filename:	msdv.i / v063006a
Media:	NA - Not Applicable		

Compound	CAS#	MDL (ug/m3)	LOD (ug/m3)	Rpt. Limit (ug/m3)	Amount (ug/m3)
1,1-Dichloroethene	75-35-4	0.23	0.36	0.40	Not Detected
1,4-Dioxane	123-91-1	0.19	0.32	0.36	Not Detected
cis-1,2-Dichloroethene	156-59-2	0.061	0.36	0.40	Not Detected
Tetrachloroethene	127-18-4	0.20	0.61	0.68	Not Detected
trans-1,2-Dichloroethene	156-60-5	0.17	0.36	0.40	Not Detected
Trichloroethene	79-01-6	0.18	0.48	0.54	Not Detected
Vinyl Chloride	75-01-4	0.065	0.23	0.26	Not Detected

D: Analyte not within the DoD scope of accreditation.

Surrogates	CAS#	Limits	%Recovery
1,2-Dichloroethane-d4	17060-07-0	70-130	94
4-Bromofluorobenzene	460-00-4	70-130	100
Toluene-d8	2037-26-5	70-130	104

MODIFIED EPA METHOD TO-15 GC/MS FULL SCAN
Ford LTP

Client ID:	CCV	Date/Time Analyzed:	6/29/19 09:10 AM
Lab ID:	1906623-07A	Dilution Factor:	1.00
Date/Time Collected:	NA - Not Applicable	Instrument/Filename:	msdv.i / v062902
Media:	NA - Not Applicable		

Compound	CAS#	%Recovery
1,1-Dichloroethene	75-35-4	98
1,4-Dioxane	123-91-1	103
cis-1,2-Dichloroethene	156-59-2	100
Tetrachloroethene	127-18-4	101
trans-1,2-Dichloroethene	156-60-5	100
Trichloroethene	79-01-6	97
Vinyl Chloride	75-01-4	94

D: Analyte not within the DoD scope of accreditation.

Surrogates	CAS#	Limits	%Recovery
1,2-Dichloroethane-d4	17060-07-0	70-130	94
4-Bromofluorobenzene	460-00-4	70-130	108
Toluene-d8	2037-26-5	70-130	98

MODIFIED EPA METHOD TO-15 GC/MS FULL SCAN
Ford LTP

Client ID:	CCV	Date/Time Analyzed:	6/30/19 08:15 AM
Lab ID:	1906623-07B	Dilution Factor:	1.00
Date/Time Collected:	NA - Not Applicable	Instrument/Filename:	msdv.i / v063002
Media:	NA - Not Applicable		

Compound	CAS#	%Recovery
1,1-Dichloroethene	75-35-4	87
1,4-Dioxane	123-91-1	98
cis-1,2-Dichloroethene	156-59-2	97
Tetrachloroethene	127-18-4	92
trans-1,2-Dichloroethene	156-60-5	75
Trichloroethene	79-01-6	87
Vinyl Chloride	75-01-4	85

D: Analyte not within the DoD scope of accreditation.

Surrogates	CAS#	Limits	%Recovery
1,2-Dichloroethane-d4	17060-07-0	70-130	88
4-Bromofluorobenzene	460-00-4	70-130	108
Toluene-d8	2037-26-5	70-130	100

MODIFIED EPA METHOD TO-15 GC/MS FULL SCAN
Ford LTP

Client ID:	LCS	Date/Time Analyzed:	6/29/19 09:48 AM
Lab ID:	1906623-08A	Dilution Factor:	1.00
Date/Time Collected:	NA - Not Applicable	Instrument/Filename:	msdv.i / v062903
Media:	NA - Not Applicable		

Compound	CAS#	%Recovery
1,1-Dichloroethene	75-35-4	90
1,4-Dioxane	123-91-1	102
cis-1,2-Dichloroethene	156-59-2	99
Tetrachloroethene	127-18-4	95
trans-1,2-Dichloroethene	156-60-5	77
Trichloroethene	79-01-6	91
Vinyl Chloride	75-01-4	85

D: Analyte not within the DoD scope of accreditation.

Surrogates	CAS#	Limits	%Recovery
1,2-Dichloroethane-d4	17060-07-0	70-130	88
4-Bromofluorobenzene	460-00-4	70-130	107
Toluene-d8	2037-26-5	70-130	100

* % Recovery is calculated using unrounded analytical results.

MODIFIED EPA METHOD TO-15 GC/MS FULL SCAN
Ford LTP

Client ID:	LCSD	Date/Time Analyzed:	6/29/19 10:25 AM
Lab ID:	1906623-08AA	Dilution Factor:	1.00
Date/Time Collected:	NA - Not Applicable	Instrument/Filename:	msdv.i / v062904
Media:	NA - Not Applicable		

Compound	CAS#	%Recovery
1,1-Dichloroethene	75-35-4	91
1,4-Dioxane	123-91-1	99
cis-1,2-Dichloroethene	156-59-2	100
Tetrachloroethene	127-18-4	94
trans-1,2-Dichloroethene	156-60-5	77
Trichloroethene	79-01-6	88
Vinyl Chloride	75-01-4	86

D: Analyte not within the DoD scope of accreditation.

Surrogates	CAS#	Limits	%Recovery
1,2-Dichloroethane-d4	17060-07-0	70-130	87
4-Bromofluorobenzene	460-00-4	70-130	106
Toluene-d8	2037-26-5	70-130	99

* % Recovery is calculated using unrounded analytical results.

MODIFIED EPA METHOD TO-15 GC/MS FULL SCAN
Ford LTP

Client ID:	LCS	Date/Time Analyzed:	6/30/19 09:02 AM
Lab ID:	1906623-08B	Dilution Factor:	1.00
Date/Time Collected:	NA - Not Applicable	Instrument/Filename:	msdv.i / v063003
Media:	NA - Not Applicable		

Compound	CAS#	%Recovery
1,1-Dichloroethene	75-35-4	90
1,4-Dioxane	123-91-1	99
cis-1,2-Dichloroethene	156-59-2	100
Tetrachloroethene	127-18-4	93
trans-1,2-Dichloroethene	156-60-5	78
Trichloroethene	79-01-6	88
Vinyl Chloride	75-01-4	86

D: Analyte not within the DoD scope of accreditation.

Surrogates	CAS#	Limits	%Recovery
1,2-Dichloroethane-d4	17060-07-0	70-130	88
4-Bromofluorobenzene	460-00-4	70-130	103
Toluene-d8	2037-26-5	70-130	100

* % Recovery is calculated using unrounded analytical results.

MODIFIED EPA METHOD TO-15 GC/MS FULL SCAN
Ford LTP

Client ID:	LCSD	Date/Time Analyzed:	6/30/19 09:46 AM
Lab ID:	1906623-08BB	Dilution Factor:	1.00
Date/Time Collected:	NA - Not Applicable	Instrument/Filename:	msdv.i / v063004
Media:	NA - Not Applicable		

Compound	CAS#	%Recovery
1,1-Dichloroethene	75-35-4	90
1,4-Dioxane	123-91-1	96
cis-1,2-Dichloroethene	156-59-2	98
Tetrachloroethene	127-18-4	92
trans-1,2-Dichloroethene	156-60-5	75
Trichloroethene	79-01-6	88
Vinyl Chloride	75-01-4	86

D: Analyte not within the DoD scope of accreditation.

Surrogates	CAS#	Limits	%Recovery
1,2-Dichloroethane-d4	17060-07-0	70-130	92
4-Bromofluorobenzene	460-00-4	70-130	100
Toluene-d8	2037-26-5	70-130	100

* % Recovery is calculated using unrounded analytical results.



July 07, 2019

Kris Hinskey
Arcadis Inc
10559 Citation Ave
Suite 100
Brighton, MI 48116

CADENA project ID: E203631
Project: Ford Livonia Transmission Project - OFF-SITE - Soil Gas and Groundwater
Project number: MI001454.0002/3/4.00002/2B/3B
Client project scope reference: Sample COC only was used to define project analytical requirements.
Laboratory: Eurofins Air Toxics - Folsom
Laboratory submittal: 1906623
Sample date: 2019-06-26
Report received by CADENA: 2019-07-06
Initial Data Verification completed by CADENA: 2019-07-07

4 Air samples were analyzed for TO-15 parameters.

There were no significant QC anomalies or exceptions to report.

Data verification for the report specified above was completed using the Ford Motor Company Environmental Laboratory Technical Specification, the CADENA Standard Operating Procedure for the Verification of Environmental Analytical Data and the associated analytical methods as references for evaluating the batch QC, sample data and report content. The EPA National Functional Guidelines for validating organic and inorganic data were used as guidance when addressing out of control QC results and the associated data qualifiers.

Analytical results reported between RDL and MDL are flagged 'J' and considered estimated values.

The definitions of the qualifiers used for this data package are defined in the analytical report. CADENA valid qualifiers are defined in the table below. To view and download a PDF copy of the laboratory analytical report access the CADENA CLMS at <http://clms.cadenaco.com/index.cfm>.

Please contact me if you have any questions.

Sincerely,

Jim Tomalia

Project Scientist

CADENA Inc, 1099 Highland Drive, Suite E, Ann Arbor, MI 48108 517-819-0356

CADENA Valid Qualifiers

Valid Qualifiers	Description
<	Less than the reported concentration.
>	Greater than the reported concentration.
B	The analyte / compound was detected in the associated blank. For Organic methods the sample concentration was greater than the RDL and less than 5x (or 10x for common lab contaminants) the blank concentration and is considered non-detect at the reported concentration. For Inorganic methods the sample concentration was greater than the RDL and less than 10x the blank concentration and is considered non-detect at the reported concentration.
E	The analyte / Compound reported exceeds the calibration range and is considered estimated.
EMPC	Estimated Minimum Potential Contamination - Dioxin/Furan analyses only.
J	Indicates an estimated value. This flag is used either when estimating a concentration for a tentatively identified compound or when the data indicates the presence of an analyte / compound but the result is less than the sample Quantitation limit, but greater than zero. The flag is also used in data validation to indicate a reported value should be considered estimated due to associated quality assurance deficiencies.
J-	The result is an estimated quantity, but the result may be biased low.
JB	NON-DETECT AT THE CONCENTRATION REPORTED AND ESTIMATED
JH	The sample result is considered estimated and is potentially biased high.
JL	The sample result is considered estimated and is potentially biased low.
JUB	NON-DETECT AT THE REPORTING LIMIT AND ESTIMATED
NJ	Tentatively identified compound with approximated concentration.
R	Indicates the value is considered to be unusable. (Note: The analyte / compound may or may not be present.)
TNTC	Too Numerous to Count - Asbestos and Microbiological Results.
U	Indicates that the analyte / compound was analyzed for, but not detected.
UB	The analyte / compound was detected in the associated blank. For Organic methods the sample concentration was less than the RDL and less than 5x (or 10x for common lab contaminants) the blank concentration and is considered non-detect at the RDL. For Inorganic methods the sample concentration was less than the RDL and less than 10x the blank concentration and is considered non-detect at the RDL.
UJ	The analyte / compound was not detected above the reported sample Quantitation limit. However, the Quantitation limit is considered to be approximate due to associated quality assurance results and may or may not represent the actual limit of Quantitation to accurately and precisely report the analyte in the sample.

Ford Motor Company – Livonia Transmission Project

DATA REVIEW

Livonia, Michigan

Volatile Organic Compounds (VOC) TO-15 Analysis

SDG #1906623

CADENA Verification Report: 2019-07-07

Analyses Performed By:
Eurofins Air Toxics
Folsom, California

Report #34206R
Review Level: Tier III
Project: 30016346.00003 (MI001454.0004.00002)

DATA REVIEW

SUMMARY

This data quality assessment summarizes the review of Sample Delivery Group (SDG) # 1906623 for samples collected in association with the Ford – Livonia, Michigan site. The review was conducted as a Tier III validation in addition to a verification/Tier II validation review performed by CADENA Inc. and included review of level IV laboratory data package completeness. Only elements of a Tier III validation effort (Tier III includes a detailed review of laboratory raw data to check for errors in calculation, calibration review, internal standard review and compound identification) and omitted deviations from the CADENA verification/Tier II report are documented in this report. Only analytical data associated with constituents of concern were reviewed for this validation. Field documentation was not included in this review. Included with this assessment are the validation annotated sample result sheets, and chain of custody. Analyses were performed on the following samples:

SDG	Sample ID	Lab ID	Matrix	Sample Collection Date	Parent Sample	Analysis		
						TO-15 (Full Scan)	TO-15 (SIM)	MISC
1906623	AA-34965WADSWORTH-01_062519	1906623-01A	Air	6/26/2019		X		
	IAG-34965WADSWORTH-01_062519	1906623-03A	Air	6/26/2019		X		
	IAB-34965WADSWORTH-01_062519	1906623-04A	Air	6/26/2019		X		
	DUP-34965WADSWORTH-01_062519	1906623-05A	Air	6/26/2019	IAB-34965WADSWORTH-01_062519	X		

DATA REVIEW

ANALYTICAL DATA PACKAGE DOCUMENTATION

The table below is the evaluation of the data package completeness.

Items Reviewed	Reported		Performance Acceptable		Not Required
	No	Yes	No	Yes	
1. Sample receipt condition		X		X	
2. Requested analyses and sample results		X		X	
3. Master tracking list		X		X	
4. Methods of analysis		X		X	
5. Reporting limits		X		X	
6. Sample collection date		X		X	
7. Laboratory sample received date		X		X	
8. Sample preservation verification (as applicable)		X		X	
9. Sample preparation/extraction/analysis dates		X		X	
10. Fully executed Chain-of-Custody (COC) form		X		X	
11. Narrative summary of Quality Assurance or sample problems provided		X		X	
12. Data Package Completeness and Compliance		X		X	

DATA REVIEW

ORGANIC ANALYSIS INTRODUCTION

Analyses were performed according to United States Environmental Protection Agency (USEPA) Method TO-15 (Full Scan). Data were reviewed in accordance with USEPA National Functional Guidelines of October 1999.

The data review process is an evaluation of data on a technical basis rather than a determination of contract compliance. As such, the standards against which the data are being weighed may differ from those specified in the analytical method. It is assumed that the data package represents the best efforts of the laboratory and had already been subjected to adequate and sufficient quality review prior to submission.

During the review process, laboratory qualified and unqualified data are verified against the supporting documentation. Based on this evaluation, qualifier codes may be added, deleted, or modified by the data reviewer. Results are qualified with the following codes in accordance with USEPA National Functional Guidelines:

- Concentration (C) Qualifiers
 - U The analyte was analyzed for but was not detected above the level of the reported sample quantitation limit.
 - B The compound has been found in the sample as well as its associated blank, its presence in the sample may be suspect.
- Quantitation (Q) Qualifiers
 - E The compound was quantitated above the calibration range.
 - D Concentration is based on a diluted sample analysis.
- Validation Qualifiers
 - J The result is an estimated quantity. The associated numerical value is the approximate concentration of the analyte in the sample.
 - UJ The analyte was analyzed for but was not detected. The reported quantitation limit is approximate and may be inaccurate or imprecise.
 - J+ The result is an estimated quantity, but the result may be biased high.
 - J- The result is an estimated quantity, but the result may be biased low.
 - UB Analyte considered non-detect at the listed value due to associated blank contamination.
 - N The analysis indicates the presence of a compound for which there is presumptive evidence to make a tentative identification.
 - R The sample results are rejected.

Two facts should be noted by all data users. First, the "R" flag means that the associated value is unusable. In other words, due to significant quality control (QC) problems, the analysis is invalid and provides no information as to whether the compound is present or not. "R" values should not appear on data tables because they cannot be relied upon, even as a last resort. The second fact to keep in mind is that no compound concentration, even if it has passed all QC tests, is guaranteed to be accurate. Strict QC serves to increase confidence in data but any value potentially contains error.

DATA REVIEW

VOLATILE ORGANIC COMPOUND (VOC) ANALYSES

1. Holding Times

The specified holding times for the following methods are presented in the following table.

Method	Matrix	Holding Time	Preservation	Return Canister Pressure
USEPA TO-15	Air	30 days from collection to analysis (Canister)	Ambient Temperature	< -2" Hg

All samples were analyzed within the specified holding time and canister return pressure / vacuum criteria.

2. Mass Spectrometer Tuning

Mass spectrometer performance was acceptable and all analyses were performed within a 12-hour tune clock.

System performance and column resolution were acceptable.

3. Calibration

Satisfactory instrument calibration is established to ensure that the instrument is capable of producing acceptable quantitative data. An initial calibration demonstrates that the instrument is capable of acceptable performance at the beginning of an experimental sequence. The continuing calibration verifies that the instrument daily performance is satisfactory.

3.1 Initial Calibration

The method specifies percent relative standard deviation (%RSD) and relative response factor (RRF) limits for select compounds only. A technical review of the data applies limits to all compounds with no exceptions.

All target compounds associated with the initial calibration standards must exhibit a %RSD less than the control limit (30%) or a correlation coefficient greater than 0.99 and an RRF value greater than control limit (0.05).

All compounds associated with the initial calibrations were within the specified control limits.

3.2 Continuing Calibration

All target compounds associated with the continuing calibration standard must exhibit a percent difference (%D) less than the control limit (30%) and RRF value greater than control limit (0.05).

All compounds associated with the continuing calibrations were within the specified control limits.

4. Internal Standard Performance

Internal standard performance criteria ensure that the GC/MS sensitivity and response are stable during every sample analysis. The criteria requires the internal standard compounds associated with the VOC exhibit area counts that are not greater than 140% or less than 60% of the area counts of the associated continuing calibration standard.

All internal standard responses were within control limits.

DATA REVIEW

5. Compound Identification

Compounds are identified on the GC/MS by using the analytes relative retention time and ion spectra. All identified compounds met the specified criteria.

6. Field Duplicate Sample Analysis

The field duplicate analysis is used to assess the precision of the field sampling procedures and analytical method. A control limit of 35% for air matrices is applied to the RPD between the parent sample and the field duplicate. In the instance when the parent and/or duplicate sample concentrations are not greater than five times the RL, a control limit of one times the RL is applied to the difference between the duplicate sample results.

Results (in $\mu\text{g}/\text{m}^3$) for the field duplicate samples are summarized in the following table.

Sample ID / Duplicate ID	Compound	Sample Result	Duplicate Result	RPD
IAB-34965WADSWORTH-01_062519/ DUP-34965WADSWORTH-01_062519	All compounds	U	U	AC

AC Acceptable

The calculated RPDs between the parent sample and field duplicate were acceptable.

7. System Performance and Overall Assessment

Overall system performance was acceptable. Other than for those deviations specifically mentioned in this review, the overall data quality is within the guidelines specified in the method.

DATA REVIEW

DATA VALIDATION CHECKLIST FOR VOCs

VOCs: TO-15 (Full Scan)	Reported		Performance Acceptable		Not Required
	No	Yes	No	Yes	
GAS CHROMATOGRAPHY/MASS SPECTROMETRY (GC/MS)					
Tier II Validation					
Canister return pressure (<-2"Hg)		X		X	
Tier III Validation					
System performance and column resolution		X		X	
Initial calibration %RSDs		X		X	
Continuing calibration RRFs		X		X	
Continuing calibration %Ds		X		X	
Instrument tune and performance check		X		X	
Ion abundance criteria for each instrument used		X		X	
Internal standard		X		X	
Field Duplicate Sample RPD		X		X	
Compound identification and quantitation					
A. Reconstructed ion chromatograms		X		X	
B. Quantitation Reports		X		X	
C. RT of sample compounds within the established RT windows		X		X	
D. Transcription/calculation errors present		X		X	
E. Reporting limits adjusted to reflect sample dilutions		X		X	

Notes:

%RSD Relative standard deviation

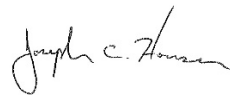
%R Percent recovery

RPD Relative percent difference

%D Percent difference

VALIDATION PERFORMED BY: Joseph C. Houser

SIGNATURE:



DATE: September 26, 2019

PEER REVIEW: Dennis Capria

DATE: October 4, 2019



**CHAIN OF CUSTODY
CORRECTED SAMPLE ANALYSIS DATA
SHEETS**



**NO CORRECTIONS/QUALIFIERS ADDED
TO SAMPLE ANALYSIS DATA SHEETS**



MODIFIED EPA METHOD TO-15 GC/MS FULL SCAN
Ford LTP

Client ID:	AA-34965WADSWORTH-01_062519	Date/Time Analyzed:	6/29/19 08:29 PM
Lab ID:	1906623-01A	Dilution Factor:	1.83
Date/Time Collected:	6/26/19 09:09 AM	Instrument/Filename:	msdv.i / v062919
Media:	6 Liter Summa Canister (100% Cert Ambier)		

Compound	CAS#	MDL (ug/m3)	LOD (ug/m3)	Rpt. Limit (ug/m3)	Amount (ug/m3)
1,1-Dichloroethene	75-35-4	0.42	0.65	0.72	Not Detected
1,4-Dioxane	123-91-1	0.35	0.59	0.66	Not Detected
cis-1,2-Dichloroethene	156-59-2	0.11	0.65	0.72	Not Detected
Tetrachloroethene	127-18-4	0.36	1.1	1.2	Not Detected
trans-1,2-Dichloroethene	156-60-5	0.32	0.65	0.72	Not Detected
Trichloroethene	79-01-6	0.34	0.88	0.98	Not Detected
Vinyl Chloride	75-01-4	0.12	0.42	0.47	Not Detected

D: Analyte not within the DoD scope of accreditation.

Surrogates	CAS#	Limits	%Recovery
1,2-Dichloroethane-d4	17060-07-0	70-130	92
4-Bromofluorobenzene	460-00-4	70-130	101
Toluene-d8	2037-26-5	70-130	104

MODIFIED EPA METHOD TO-15 GC/MS FULL SCAN
Ford LTP

Client ID:	IAG-34965WADSWORTH-01_062519	Date/Time Analyzed:	6/29/19 09:45 PM
Lab ID:	1906623-03A	Dilution Factor:	1.83
Date/Time Collected:	6/26/19 09:03 AM	Instrument/Filename:	msdv.i / v062921
Media:	6 Liter Summa Canister (100% Cert Ambier		

Compound	CAS#	MDL (ug/m3)	LOD (ug/m3)	Rpt. Limit (ug/m3)	Amount (ug/m3)
1,1-Dichloroethene	75-35-4	0.42	0.65	0.72	Not Detected
1,4-Dioxane	123-91-1	0.35	0.59	0.66	Not Detected
cis-1,2-Dichloroethene	156-59-2	0.11	0.65	0.72	Not Detected
Tetrachloroethene	127-18-4	0.36	1.1	1.2	3.8
trans-1,2-Dichloroethene	156-60-5	0.32	0.65	0.72	0.44 J
Trichloroethene	79-01-6	0.34	0.88	0.98	Not Detected
Vinyl Chloride	75-01-4	0.12	0.42	0.47	Not Detected

J = Estimated value.

D: Analyte not within the DoD scope of accreditation.

Surrogates	CAS#	Limits	%Recovery
1,2-Dichloroethane-d4	17060-07-0	70-130	92
4-Bromofluorobenzene	460-00-4	70-130	104
Toluene-d8	2037-26-5	70-130	101

MODIFIED EPA METHOD TO-15 GC/MS FULL SCAN
Ford LTP

Client ID:	IAB-34965WADSWORTH-01_062519	Date/Time Analyzed:	6/30/19 12:12 PM
Lab ID:	1906623-04A	Dilution Factor:	1.61
Date/Time Collected:	6/26/19 09:13 AM	Instrument/Filename:	msdv.i / v063007
Media:	6 Liter Summa Canister (100% Cert Ambier)		

Compound	CAS#	MDL (ug/m3)	LOD (ug/m3)	Rpt. Limit (ug/m3)	Amount (ug/m3)
1,1-Dichloroethene	75-35-4	0.37	0.57	0.64	Not Detected
1,4-Dioxane	123-91-1	0.31	0.52	0.58	Not Detected
cis-1,2-Dichloroethene	156-59-2	0.099	0.57	0.64	Not Detected
Tetrachloroethene	127-18-4	0.31	0.98	1.1	Not Detected
trans-1,2-Dichloroethene	156-60-5	0.28	0.57	0.64	Not Detected
Trichloroethene	79-01-6	0.30	0.78	0.86	Not Detected
Vinyl Chloride	75-01-4	0.10	0.37	0.41	Not Detected

D: Analyte not within the DoD scope of accreditation.

Surrogates	CAS#	Limits	%Recovery
1,2-Dichloroethane-d4	17060-07-0	70-130	93
4-Bromofluorobenzene	460-00-4	70-130	102
Toluene-d8	2037-26-5	70-130	99

MODIFIED EPA METHOD TO-15 GC/MS FULL SCAN
Ford LTP

Client ID:	DUP-34965WADSWORTH-01_062519	Date/Time Analyzed:	6/30/19 12:50 PM
Lab ID:	1906623-05A	Dilution Factor:	1.64
Date/Time Collected:	6/26/19 12:00 AM	Instrument/Filename:	msdv.i / v063008
Media:	6 Liter Summa Canister (100% Cert Ambier)		

Compound	CAS#	MDL (ug/m3)	LOD (ug/m3)	Rpt. Limit (ug/m3)	Amount (ug/m3)
1,1-Dichloroethene	75-35-4	0.37	0.58	0.65	Not Detected
1,4-Dioxane	123-91-1	0.31	0.53	0.59	Not Detected
cis-1,2-Dichloroethene	156-59-2	0.10	0.58	0.65	Not Detected
Tetrachloroethene	127-18-4	0.32	1.0	1.1	Not Detected
trans-1,2-Dichloroethene	156-60-5	0.28	0.58	0.65	Not Detected
Trichloroethene	79-01-6	0.30	0.79	0.88	Not Detected
Vinyl Chloride	75-01-4	0.11	0.38	0.42	Not Detected

D: Analyte not within the DoD scope of accreditation.

Surrogates	CAS#	Limits	%Recovery
1,2-Dichloroethane-d4	17060-07-0	70-130	92
4-Bromofluorobenzene	460-00-4	70-130	104
Toluene-d8	2037-26-5	70-130	103

Revised coc 7/10/19

Analysis Request / Canister Chain of Custody

For Laboratory Use Only

180 Blue Ravine Rd. Suite B, Folsom, CA 95630
 Phone (800) 985-5955; Fax (916) 351-8279

PID: _____ Workorder #: _____

Click links below to view:
[Canister Sampling Guide](#)
[Helium Shroud Video](#)

Client:	Ford	PID:	NA	Special Instructions/Notes: Report ONLY: 1,1-DCE, cis-1,2-DCE, trans-1,2-DCE, 1,4-Dioxane, PCE, TCE and VC. Submit results through Cadena at jim.tomalia@cadena.com. Cadena #E203631. Level IV Reporting	Turnaround Time (Rush surcharges may apply)			
Project Name:	Ford LTP				5 Day Turnaround Time			
Project Manager:	Kris Hinskey	P.O.#	MI001454.0003		Canister Vacuum/Pressure		Requested Analytes	
Sampler:	Shantel Johnson				Lab Use Only			
Site Name:	34450 BEACON 34965 WADSWORTH							

Lab ID	Sample Identification	Can #	Flow Controller #	Start Sampling Information		Stop Sampling Information		Initial (in Hg)	Final (in Hg)	Receipt	Final (psig) Gas: N ₂ / He	TO-15 (See Special Instructions/Notes)	Requested Analytes	
				Date	Time	Date	Time							
AA-34965WADSWORTH-01_062519	6L2391	22845	6/25/2019	9:05	6/26/2019	9:09	-28.5	-8				X		
IAF-34965WADSWORTH-01_062519	6L1977	24443	6/25/2019	9:18	6/26/2019	9:15	-28.5	-5				X		
IAG-34965WADSWORTH-01_062519	6L2496	22085	6/25/2019	9:12	6/26/2019	9:03	-29	-7.5				X		
IAB-34965WADSWORTH-01_062519	6L2004	23899	6/25/2019	9:21	6/26/2019	9:13	-28.5	-5				X		
DUP-34965WADSWORTH-01_062519	6L2398	24431	6/25/2019		6/26/2019		-28.5	-5.5				X		

Relinquished by: (Signature/Affiliation)	Date	Time	Received by: (Signature/Affiliation)	Date	Time
	6/26/19	1800			
Relinquished by: (Signature/Affiliation)	Date	Time	Received by: (Signature/Affiliation)	Date	Time
Relinquished by: (Signature/Affiliation)	Date	Time	Received by: (Signature/Affiliation)	Date	Time

Lab Use Only

Shipper Name:	Custody Seals Intact?	<input type="checkbox"/> Yes <input type="checkbox"/> No <input type="checkbox"/> None
---------------	-----------------------	--

Sample Transportation Notice: Relinquishing signature on this document indicates that samples are shipped in compliance with all applicable local, State, Federal, and international laws, regulations, and ordinances of any kind. Relinquishing signature also indicates agreement to hold harmless, defend, and indemnify Eurofins Air Toxics against any claim, demand, or action, of any kind, related to the collection, handling, of shipping of samples. D.O.T Hotline (800) 467-4922

Scanned with CamScanner

Analysis Request / Canister Chain of Custody

For Laboratory Use Only

PID: _____ Workorder #: 1906623

180 Blue Ravine Rd. Suite B, Folsom, CA 95630
Phone (800) 985-5955; Fax (916) 351-8279

Click links below to view:
[Canister Sampling Guide](#)
[Helium Shroud Video](#)

Client: <u>Ford</u>	PID: <u>NA</u>	Special Instructions/Notes: Report ONLY: 1,1-DCE, cis-1,2-DCE, trans-1,2-DCE, 1,4-Dioxane, PCE, TCE and VC. Submit results through Cadena at jim.tomalia@cadena.com. Cadena #E203631. Level IV Reporting	Turnaround Time (Rush surcharges may apply)		
Project Name: <u>Ford LTP</u>	P.O.# <u>MI001454.0003</u>		5 Day Turnaround Time		
Project Manager: <u>Kris Hinskey</u>			Canister Vacuum/Pressure		Requested Analytes
Sampler: <u>Shantel Johnson</u>			Lab Use Only		
Site Name: <u>34450 BEACON</u>			Initial (in Hg)	Final (in Hg)	

Lab ID	Sample Identification	Can #	Flow Controller #	Start Sampling Information		Stop Sampling Information		Initial (in Hg)	Final (in Hg)	Receipt	Final (psig) Gas: N ₂ / He	TO-15 (See Special Instructions/Notes)	Requested Analytes		
				Date	Time	Date	Time								
01A	AA-34965WADSWORTH-01_062519	6L2391	22845	6/25/2019	9:05	6/26/2019	9:09	-28.5	-8			X			
02A	IAF-34965WADSWORTH-01_062519	6L1977	24443	6/25/2019	9:18	6/26/2019	9:15	-28.5	-5			X			
03A	IAG-34965WADSWORTH-01_062519	6L2496	22085	6/25/2019	9:12	6/26/2019	9:03	-29	-7.5			X			
04A	IAB-34965WADSWORTH-01_062519	6L2004	23899	6/25/2019	9:21	6/26/2019	9:13	-28.5	-5			X			
05A	DUP-34965WADSWORTH-01_062519	6L2398	24431	6/25/2019		6/26/2019		-28.5	-5.5			X			

Relinquished by: (Signature/Affiliation)	Date	Time	Received by: (Signature/Affiliation)	Date	Time
	6/26/19	1800		6/28/19	0930
Relinquished by: (Signature/Affiliation)	Date	Time	Received by: (Signature/Affiliation)	Date	Time
Relinquished by: (Signature/Affiliation)	Date	Time	Received by: (Signature/Affiliation)	Date	Time

Lab Use Only

Shipper Name: TRON Custody Seals Intact? Yes No None

Sample Transportation Notice: Relinquishing signature on this document indicates that samples are shipped in compliance with all applicable local, State, Federal, and international laws, regulations, and ordinances of any kind. Relinquishing signature also indicates agreement to hold harmless, defend, and indemnify Eurofins Air Toxics against any claim, demand, or action, of any kind, related to the collection, handling, of shipping of samples. D.O.T Hotline (800) 467-4922

7/5/2019

Mr. Jim Tomalia
Arcadis U.S., Inc.
28550 Cabot Dr.
Suite 500
Novi MI 48377

Project Name: Ford LTP
Project #:
Workorder #: 1906625

Dear Mr. Jim Tomalia

The following report includes the data for the above referenced project for sample(s) received on 6/28/2019 at Air Toxics Ltd.

The data and associated QC analyzed by TO-15 are compliant with the project requirements or laboratory criteria with the exception of the deviations noted in the attached case narrative.

Thank you for choosing Eurofins Air Toxics Inc. for your air analysis needs. Eurofins Air Toxics Inc. is committed to providing accurate data of the highest quality. Please feel free to contact the Project Manager: Ausha Scott at 916-985-1000 if you have any questions regarding the data in this report.

Regards,



Ausha Scott
Project Manager

WORK ORDER #: 1906625

Work Order Summary

CLIENT:	Mr. Jim Tomalia Arcadis U.S., Inc. 28550 Cabot Dr. Suite 500 Novi, MI 48377	BILL TO:	Accounts Payable Arcadis U.S., Inc. 630 Plaza Drive Suite 600 Highlands Ranch, CO 80129
PHONE:	517-819-0356	P.O. #	MI001454.0003
FAX:		PROJECT #	Ford LTP
DATE RECEIVED:	06/28/2019	CONTACT:	Ausha Scott
DATE COMPLETED:	07/05/2019		

<u>FRACTION #</u>	<u>NAME</u>	<u>TEST</u>	<u>RECEIPT VAC./PRES.</u>	<u>FINAL PRESSURE</u>
01A	SSMP-34965WADSWORTH-01_062619	TO-15	6.0 "Hg	15 psi
02A	Lab Blank	TO-15	NA	NA
03A	CCV	TO-15	NA	NA
04A	LCS	TO-15	NA	NA
04AA	LCSD	TO-15	NA	NA

CERTIFIED BY: 

 Technical Director

DATE: 07/05/19

Certification numbers: AZ Licensure AZ0775, FL NELAP - E8 , LA NELAP - 02089, NH NELAP - 209218, NJ NELAP - CA016, NY NELAP - 11291, TX NELAP - T104704434-18-13, UT NELAP CA009332018-10, VA NELAP - 9505, WA NELAP - C935

Name of Accreditation Body: NELAP/ORELAP (Oregon Environmental Laboratory Accreditation Program)

Accreditation number: CA300005-011, Effective date: 10/18/2018, Expiration date: 10/17/2019.

Eurofins Air Toxics LLC. certifies that the test results contained in this report meet all requirements of the NELAC standards

This report shall not be reproduced, except in full, without the written approval of Eurofins Air Toxics LLC.

180 BLUE RAVINE ROAD, SUITE B FOLSOM, CA - 95630

(916) 985-1000 . (800) 985-5955 . FAX (916) 985-1020

LABORATORY NARRATIVE
EPA Method TO-15
Arcadis U.S., Inc.
Workorder# 1906625

One 1 Liter Summa Canister (100% Certified) sample was received on June 28, 2019. The laboratory performed analysis via EPA Method TO-15 using GC/MS in the full scan mode.

This workorder was independently validated prior to submittal using 'USEPA National Functional Guidelines' as generally applied to the analysis of volatile organic compounds in air. A rules-based, logic driven, independent validation engine was employed to assess completeness, evaluate pass/fail of relevant project quality control requirements and verification of all quantified amounts.

Receiving Notes

There were no receiving discrepancies.

Analytical Notes

As per client project requirements, the laboratory has reported estimated values for target compound hits that are below the Reporting Limit but greater than the Method Detection Limit. Concentrations that are below the level at which the canister was certified may be false positives.

Definition of Data Qualifying Flags

Ten qualifiers may have been used on the data analysis sheets and indicates as follows:

B - Compound present in laboratory blank greater than reporting limit (background subtraction not performed).

J - Estimated value.

E - Exceeds instrument calibration range.

S - Saturated peak.

Q - Exceeds quality control limits.

U - Compound analyzed for but not detected above the reporting limit, LOD, or MDL value. See data page for project specific U-flag definition.

UJ- Non-detected compound associated with low bias in the CCV

N - The identification is based on presumptive evidence.

M - Reported value may be biased due to apparent matrix interferences.

CN - See Case Narrative.

File extensions may have been used on the data analysis sheets and indicates as follows:

a-File was requantified

b-File was quantified by a second column and detector

r1-File was requantified for the purpose of reissue

EPA METHOD TO-15 GC/MS FULL SCAN
 Ford LTP

Client ID:	SSMP-34965WADSWORTH-01_062619	Date/Time Analyzed:	7/1/19 04:10 PM
Lab ID:	1906625-01A	Dilution Factor:	2.52
Date/Time Collected:	6/26/19 08:34 AM	Instrument/Filename:	msd17.i / 17070107
Media:	1 Liter Summa Canister (100% Certified)		

Compound	CAS#	MDL (ug/m3)	LOD (ug/m3)	Rpt. Limit (ug/m3)	Amount (ug/m3)
1,1-Dichloroethene	75-35-4	2.2	4.0	5.0	Not Detected
1,4-Dioxane	123-91-1	9.6	14	18	Not Detected
cis-1,2-Dichloroethene	156-59-2	1.4	4.0	5.0	Not Detected
Tetrachloroethene	127-18-4	3.4	6.8	8.5	Not Detected
trans-1,2-Dichloroethene	156-60-5	1.5	4.0	5.0	Not Detected
Trichloroethene	79-01-6	2.4	5.4	6.8	Not Detected
Vinyl Chloride	75-01-4	1.3	2.6	3.2	Not Detected

D: Analyte not within the DoD scope of accreditation.

Surrogates	CAS#	Limits	%Recovery
1,2-Dichloroethane-d4	17060-07-0	70-130	98
4-Bromofluorobenzene	460-00-4	70-130	97
Toluene-d8	2037-26-5	70-130	101

EPA METHOD TO-15 GC/MS FULL SCAN
 Ford LTP

Client ID:	Lab Blank	Date/Time Analyzed:	7/1/19 02:50 PM
Lab ID:	1906625-02A	Dilution Factor:	1.00
Date/Time Collected:	NA - Not Applicable	Instrument/Filename:	msd17.i / 17070106a
Media:	NA - Not Applicable		

Compound	CAS#	MDL (ug/m3)	LOD (ug/m3)	Rpt. Limit (ug/m3)	Amount (ug/m3)
1,1-Dichloroethene	75-35-4	0.87	1.6	2.0	Not Detected
1,4-Dioxane	123-91-1	3.8	5.4	7.2	Not Detected
cis-1,2-Dichloroethene	156-59-2	0.56	1.6	2.0	Not Detected
Tetrachloroethene	127-18-4	1.4	2.7	3.4	Not Detected
trans-1,2-Dichloroethene	156-60-5	0.59	1.6	2.0	Not Detected
Trichloroethene	79-01-6	0.97	2.1	2.7	Not Detected
Vinyl Chloride	75-01-4	0.51	1.0	1.3	Not Detected

D: Analyte not within the DoD scope of accreditation.

Surrogates	CAS#	Limits	%Recovery
1,2-Dichloroethane-d4	17060-07-0	70-130	95
4-Bromofluorobenzene	460-00-4	70-130	96
Toluene-d8	2037-26-5	70-130	103

EPA METHOD TO-15 GC/MS FULL SCAN
Ford LTP

Client ID:	CCV	Date/Time Analyzed:	7/1/19 10:01 AM
Lab ID:	1906625-03A	Dilution Factor:	1.00
Date/Time Collected:	NA - Not Applicable	Instrument/Filename:	msd17.i / 17070102
Media:	NA - Not Applicable		

Compound	CAS#	%Recovery
1,1-Dichloroethene	75-35-4	101
1,4-Dioxane	123-91-1	106
cis-1,2-Dichloroethene	156-59-2	116
Tetrachloroethene	127-18-4	97
trans-1,2-Dichloroethene	156-60-5	108
Trichloroethene	79-01-6	105
Vinyl Chloride	75-01-4	108

D: Analyte not within the DoD scope of accreditation.

Surrogates	CAS#	Limits	%Recovery
1,2-Dichloroethane-d4	17060-07-0	70-130	100
4-Bromofluorobenzene	460-00-4	70-130	98
Toluene-d8	2037-26-5	70-130	103

EPA METHOD TO-15 GC/MS FULL SCAN
 Ford LTP

Client ID:	LCS	Date/Time Analyzed:	7/1/19 10:28 AM
Lab ID:	1906625-04A	Dilution Factor:	1.00
Date/Time Collected:	NA - Not Applicable	Instrument/Filename:	msd17.i / 17070103
Media:	NA - Not Applicable		

Compound	CAS#	%Recovery
1,1-Dichloroethene	75-35-4	94
1,4-Dioxane	123-91-1	108
cis-1,2-Dichloroethene	156-59-2	122
Tetrachloroethene	127-18-4	98
trans-1,2-Dichloroethene	156-60-5	91
Trichloroethene	79-01-6	107
Vinyl Chloride	75-01-4	106

D: Analyte not within the DoD scope of accreditation.

Surrogates	CAS#	Limits	%Recovery
1,2-Dichloroethane-d4	17060-07-0	70-130	102
4-Bromofluorobenzene	460-00-4	70-130	99
Toluene-d8	2037-26-5	70-130	107

* % Recovery is calculated using unrounded analytical results.

EPA METHOD TO-15 GC/MS FULL SCAN
 Ford LTP

Client ID:	LCSD	Date/Time Analyzed:	7/1/19 10:55 AM
Lab ID:	1906625-04AA	Dilution Factor:	1.00
Date/Time Collected:	NA - Not Applicable	Instrument/Filename:	msd17.i / 17070104
Media:	NA - Not Applicable		

Compound	CAS#	%Recovery
1,1-Dichloroethene	75-35-4	90
1,4-Dioxane	123-91-1	104
cis-1,2-Dichloroethene	156-59-2	119
Tetrachloroethene	127-18-4	102
trans-1,2-Dichloroethene	156-60-5	88
Trichloroethene	79-01-6	104
Vinyl Chloride	75-01-4	104

D: Analyte not within the DoD scope of accreditation.

Surrogates	CAS#	Limits	%Recovery
1,2-Dichloroethane-d4	17060-07-0	70-130	99
4-Bromofluorobenzene	460-00-4	70-130	100
Toluene-d8	2037-26-5	70-130	103

* % Recovery is calculated using unrounded analytical results.



July 05, 2019

Kris Hinskey
Arcadis Inc
10559 Citation Ave
Suite 100
Brighton, MI 48116

CADENA project ID: E203631
Project: Ford Livonia Transmission Project - OFF-SITE - Soil Gas and Groundwater
Project number: MI001454.0002/3/4.00002/2B/3B
Client project scope reference: Sample COC only was used to define project analytical requirements.
Laboratory: Eurofins Air Toxics - Folsom
Laboratory submittal: 1906625
Sample date: 2019-06-26
Report received by CADENA: 2019-07-05
Initial Data Verification completed by CADENA: 2019-07-05

1 Air sample was analyzed for TO-15 parameters.

There were no significant QC anomalies or exceptions to report.

Data verification for the report specified above was completed using the Ford Motor Company Environmental Laboratory Technical Specification, the CADENA Standard Operating Procedure for the Verification of Environmental Analytical Data and the associated analytical methods as references for evaluating the batch QC, sample data and report content. The EPA National Functional Guidelines for validating organic and inorganic data were used as guidance when addressing out of control QC results and the associated data qualifiers.

Analytical results reported between RDL and MDL are flagged 'J' and considered estimated values.

The definitions of the qualifiers used for this data package are defined in the analytical report. CADENA valid qualifiers are defined in the table below. To view and download a PDF copy of the laboratory analytical report access the CADENA CLMS at <http://clms.cadenaco.com/index.cfm>.

Please contact me if you have any questions.

Sincerely,

Jim Tomalia

Project Scientist

CADENA Inc, 1099 Highland Drive, Suite E, Ann Arbor, MI 48108 517-819-0356

CADENA Valid Qualifiers

Valid Qualifiers	Description
<	Less than the reported concentration.
>	Greater than the reported concentration.
B	The analyte / compound was detected in the associated blank. For Organic methods the sample concentration was greater than the RDL and less than 5x (or 10x for common lab contaminants) the blank concentration and is considered non-detect at the reported concentration. For Inorganic methods the sample concentration was greater than the RDL and less than 10x the blank concentration and is considered non-detect at the reported concentration.
E	The analyte / Compound reported exceeds the calibration range and is considered estimated.
EMPC	Estimated Minimum Potential Contamination - Dioxin/Furan analyses only.
J	Indicates an estimated value. This flag is used either when estimating a concentration for a tentatively identified compound or when the data indicates the presence of an analyte / compound but the result is less than the sample Quantitation limit, but greater than zero. The flag is also used in data validation to indicate a reported value should be considered estimated due to associated quality assurance deficiencies.
J-	The result is an estimated quantity, but the result may be biased low.
JB	NON-DETECT AT THE CONCENTRATION REPORTED AND ESTIMATED
JH	The sample result is considered estimated and is potentially biased high.
JL	The sample result is considered estimated and is potentially biased low.
JUB	NON-DETECT AT THE REPORTING LIMIT AND ESTIMATED
NJ	Tentatively identified compound with approximated concentration.
R	Indicates the value is considered to be unusable. (Note: The analyte / compound may or may not be present.)
TNTC	Too Numerous to Count - Asbestos and Microbiological Results.
U	Indicates that the analyte / compound was analyzed for, but not detected.
UB	The analyte / compound was detected in the associated blank. For Organic methods the sample concentration was less than the RDL and less than 5x (or 10x for common lab contaminants) the blank concentration and is considered non-detect at the RDL. For Inorganic methods the sample concentration was less than the RDL and less than 10x the blank concentration and is considered non-detect at the RDL.
UJ	The analyte / compound was not detected above the reported sample Quantitation limit. However, the Quantitation limit is considered to be approximate due to associated quality assurance results and may or may not represent the actual limit of Quantitation to accurately and precisely report the analyte in the sample.

Ford Motor Company – Livonia Transmission Project

DATA REVIEW

Livonia, Michigan

Volatile Organic Compounds (VOC) TO-15 Analysis

SDG #1906625

CADENA Verification Report: 2019-07-05

Analyses Performed By:
Eurofins Air Toxics
Folsom, California

Report #34207R
Review Level: Tier III
Project: 30016346.00003 (MI001454.0004.00002)

DATA REVIEW

SUMMARY

This data quality assessment summarizes the review of Sample Delivery Group (SDG) # 1906625 for samples collected in association with the Ford – Livonia, Michigan site. The review was conducted as a Tier III validation in addition to a verification/Tier II validation review performed by CADENA Inc. and included review of level IV laboratory data package completeness. Only elements of a Tier III validation effort (Tier III includes a detailed review of laboratory raw data to check for errors in calculation, calibration review, internal standard review and compound identification) and omitted deviations from the CADENA verification/Tier II report are documented in this report. Only analytical data associated with constituents of concern were reviewed for this validation. Field documentation was not included in this review. Included with this assessment are the validation annotated sample result sheets, and chain of custody. Analyses were performed on the following samples:

SDG	Sample ID	Lab ID	Matrix	Sample Collection Date	Parent Sample	Analysis		
						TO-15 (Full Scan)	TO-15 (SIM)	MISC
1906625	SSMP-34965WADSWORTH-01_062619	1906625-01A	Air	6/26/2019		X		

DATA REVIEW

ANALYTICAL DATA PACKAGE DOCUMENTATION

The table below is the evaluation of the data package completeness.

Items Reviewed	Reported		Performance Acceptable		Not Required
	No	Yes	No	Yes	
1. Sample receipt condition		X		X	
2. Requested analyses and sample results		X		X	
3. Master tracking list		X		X	
4. Methods of analysis		X		X	
5. Reporting limits		X		X	
6. Sample collection date		X		X	
7. Laboratory sample received date		X		X	
8. Sample preservation verification (as applicable)		X		X	
9. Sample preparation/extraction/analysis dates		X		X	
10. Fully executed Chain-of-Custody (COC) form		X		X	
11. Narrative summary of Quality Assurance or sample problems provided		X		X	
12. Data Package Completeness and Compliance		X		X	

DATA REVIEW

ORGANIC ANALYSIS INTRODUCTION

Analyses were performed according to United States Environmental Protection Agency (USEPA) Method TO-15 (Full Scan). Data were reviewed in accordance with USEPA National Functional Guidelines of October 1999.

The data review process is an evaluation of data on a technical basis rather than a determination of contract compliance. As such, the standards against which the data are being weighed may differ from those specified in the analytical method. It is assumed that the data package represents the best efforts of the laboratory and had already been subjected to adequate and sufficient quality review prior to submission.

During the review process, laboratory qualified and unqualified data are verified against the supporting documentation. Based on this evaluation, qualifier codes may be added, deleted, or modified by the data reviewer. Results are qualified with the following codes in accordance with USEPA National Functional Guidelines:

- Concentration (C) Qualifiers
 - U The analyte was analyzed for but was not detected above the level of the reported sample quantitation limit.
 - B The compound has been found in the sample as well as its associated blank, its presence in the sample may be suspect.
- Quantitation (Q) Qualifiers
 - E The compound was quantitated above the calibration range.
 - D Concentration is based on a diluted sample analysis.
- Validation Qualifiers
 - J The result is an estimated quantity. The associated numerical value is the approximate concentration of the analyte in the sample.
 - UJ The analyte was analyzed for but was not detected. The reported quantitation limit is approximate and may be inaccurate or imprecise.
 - J+ The result is an estimated quantity, but the result may be biased high.
 - J- The result is an estimated quantity, but the result may be biased low.
 - UB Analyte considered non-detect at the listed value due to associated blank contamination.
 - N The analysis indicates the presence of a compound for which there is presumptive evidence to make a tentative identification.
 - R The sample results are rejected.

Two facts should be noted by all data users. First, the "R" flag means that the associated value is unusable. In other words, due to significant quality control (QC) problems, the analysis is invalid and provides no information as to whether the compound is present or not. "R" values should not appear on data tables because they cannot be relied upon, even as a last resort. The second fact to keep in mind is that no compound concentration, even if it has passed all QC tests, is guaranteed to be accurate. Strict QC serves to increase confidence in data but any value potentially contains error.

DATA REVIEW

VOLATILE ORGANIC COMPOUND (VOC) ANALYSES

1. Holding Times

The specified holding times for the following methods are presented in the following table.

Method	Matrix	Holding Time	Preservation	Return Canister Pressure
USEPA TO-15	Air	30 days from collection to analysis (Canister)	Ambient Temperature	< -2" Hg

All samples were analyzed within the specified holding time and canister return pressure / vacuum criteria.

2. Mass Spectrometer Tuning

Mass spectrometer performance was acceptable and all analyses were performed within a 12-hour tune clock.

System performance and column resolution were acceptable.

3. Calibration

Satisfactory instrument calibration is established to ensure that the instrument is capable of producing acceptable quantitative data. An initial calibration demonstrates that the instrument is capable of acceptable performance at the beginning of an experimental sequence. The continuing calibration verifies that the instrument daily performance is satisfactory.

3.1 Initial Calibration

The method specifies percent relative standard deviation (%RSD) and relative response factor (RRF) limits for select compounds only. A technical review of the data applies limits to all compounds with no exceptions.

All target compounds associated with the initial calibration standards must exhibit a %RSD less than the control limit (30%) or a correlation coefficient greater than 0.99 and an RRF value greater than control limit (0.05).

All compounds associated with the initial calibrations were within the specified control limits.

3.2 Continuing Calibration

All target compounds associated with the continuing calibration standard must exhibit a percent difference (%D) less than the control limit (30%) and RRF value greater than control limit (0.05).

All compounds associated with the continuing calibrations were within the specified control limits.

4. Internal Standard Performance

Internal standard performance criteria ensure that the GC/MS sensitivity and response are stable during every sample analysis. The criteria requires the internal standard compounds associated with the VOC exhibit area counts that are not greater than 140% or less than 60% of the area counts of the associated continuing calibration standard.

All internal standard responses were within control limits.

DATA REVIEW

5. Compound Identification

Compounds are identified on the GC/MS by using the analytes relative retention time and ion spectra. All identified compounds met the specified criteria.

6. Field Duplicate Sample Analysis

The field duplicate analysis is used to assess the precision of the field sampling procedures and analytical method. A control limit of 35% for air matrices is applied to the RPD between the parent sample and the field duplicate. In the instance when the parent and/or duplicate sample concentrations are not greater than five times the RL, a control limit of one times the RL is applied to the difference between the duplicate sample results.

A field duplicate was not performed on a sample location within this SDG.

7. System Performance and Overall Assessment

Overall system performance was acceptable. Other than for those deviations specifically mentioned in this review, the overall data quality is within the guidelines specified in the method.

DATA REVIEW

DATA VALIDATION CHECKLIST FOR VOCs

VOCs: TO-15 (Full Scan)	Reported		Performance Acceptable		Not Required
	No	Yes	No	Yes	
GAS CHROMATOGRAPHY/MASS SPECTROMETRY (GC/MS)					
Tier II Validation					
Canister return pressure (<-2"Hg)		X		X	
Tier III Validation					
System performance and column resolution		X		X	
Initial calibration %RSDs		X		X	
Continuing calibration RRFs		X		X	
Continuing calibration %Ds		X		X	
Instrument tune and performance check		X		X	
Ion abundance criteria for each instrument used		X		X	
Internal standard		X		X	
Field Duplicate Sample RPD					X
Compound identification and quantitation					
A. Reconstructed ion chromatograms		X		X	
B. Quantitation Reports		X		X	
C. RT of sample compounds within the established RT windows		X		X	
D. Transcription/calculation errors present		X		X	
E. Reporting limits adjusted to reflect sample dilutions		X		X	

Notes:

%RSD Relative standard deviation

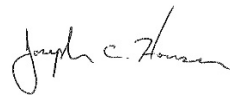
%R Percent recovery

RPD Relative percent difference

%D Percent difference

VALIDATION PERFORMED BY: Joseph C. Houser

SIGNATURE:



DATE: September 26, 2019

PEER REVIEW: Dennis Capria

DATE: October 4, 2019



**CHAIN OF CUSTODY
CORRECTED SAMPLE ANALYSIS DATA
SHEETS**



**NO CORRECTIONS/QUALIFIERS ADDED
TO SAMPLE ANALYSIS DATA SHEETS**



EPA METHOD TO-15 GC/MS FULL SCAN
 Ford LTP

Client ID:	SSMP-34965WADSWORTH-01_062619	Date/Time Analyzed:	7/1/19 04:10 PM
Lab ID:	1906625-01A	Dilution Factor:	2.52
Date/Time Collected:	6/26/19 08:34 AM	Instrument/Filename:	msd17.i / 17070107
Media:	1 Liter Summa Canister (100% Certified)		

Compound	CAS#	MDL (ug/m3)	LOD (ug/m3)	Rpt. Limit (ug/m3)	Amount (ug/m3)
1,1-Dichloroethene	75-35-4	2.2	4.0	5.0	Not Detected
1,4-Dioxane	123-91-1	9.6	14	18	Not Detected
cis-1,2-Dichloroethene	156-59-2	1.4	4.0	5.0	Not Detected
Tetrachloroethene	127-18-4	3.4	6.8	8.5	Not Detected
trans-1,2-Dichloroethene	156-60-5	1.5	4.0	5.0	Not Detected
Trichloroethene	79-01-6	2.4	5.4	6.8	Not Detected
Vinyl Chloride	75-01-4	1.3	2.6	3.2	Not Detected

D: Analyte not within the DoD scope of accreditation.

Surrogates	CAS#	Limits	%Recovery
1,2-Dichloroethane-d4	17060-07-0	70-130	98
4-Bromofluorobenzene	460-00-4	70-130	97
Toluene-d8	2037-26-5	70-130	101

Analysis Request / Canister Chain of Custody

For Laboratory Use Only

PID: _____ Workorder #: 1906625

180 Blue Ravine Rd. Suite B, Folsom, CA 95630

Phone (800) 985-5955; Fax (916) 351-8279

Click links below to view:

[Canister Sampling Guide](#)

[Helium Shroud Video](#)

Client:	Ford	PID:	NA	Special Instructions/Notes: Report ONLY: 1,1-DCE, cis-1,2-	Turnaround Time (Rush surcharges may apply)
Project Name:	Ford LTP			DCE, trans-1,2-DCE, 1,4-Dioxane, PCE, TCE and VC.	5 Day Turnaround Time
Project Manager:	Kris Hinskey	P.O.#	MI001454.0003	Submit results through Cadena at jim.tomalia@cadena.com.	Canister Vacuum/Pressure Requested Analyses
Sampler:	Shantel Johnson			Cadena #E203631. Level IV Reporting	Lab Use Only
Site Name:	34450 BEACON				Initial (in Hg) Final (in Hg) Receipt Final (psig) Gas: N ₂ / He TO-15 (See Special Instructions/Notes)

Lab ID	Sample Identification	Can #	Flow Controller #	Start Sampling Information		Stop Sampling Information		Initial (in Hg)	Final (in Hg)	Receipt	Final (psig) Gas: N ₂ / He	TO-15 (See Special Instructions/Notes)	Requested Analyses		
				Date	Time	Date	Time								
01A	SSMP-34965WADSWORTH-01_062619	1L2998	24295	6/26/2019	8:21	6/26/2019	8:34	-29.5	-6			X			

Relinquished by: (Signature/Affiliation)	Date	Time	Received by: (Signature/Affiliation)	Date	Time
/ ARCADIS	6/26/19	1800		06/28/19	0939
Relinquished by: (Signature/Affiliation)	Date	Time	Received by: (Signature/Affiliation)	Date	Time
Relinquished by: (Signature/Affiliation)	Date	Time	Received by: (Signature/Affiliation)	Date	Time

Lab Use Only	
Shipper Name: <u>Ford</u>	Custody Seals Intact? <input checked="" type="radio"/> Yes <input type="radio"/> No <input type="radio"/> None

Sample Transportation Notice: Relinquishing signature on this document indicates that samples are shipped in compliance with all applicable local, State, Federal, and international laws, regulations, and ordinances of any kind. Relinquishing signature also indicates agreement to hold harmless, defend, and indemnify Eurofins Air Toxics against any claim, demand, or action, of any kind, related to the collection, handling, of shipping of samples. D.O.T Hotline (800) 467-4922

7/15/2019

Mr. Jim Tomalia
Arcadis U.S., Inc.
28550 Cabot Dr.
Suite 500
Novi MI 48377

Project Name: Ford LTP Off-Site Sampling

Project #:

Workorder #: 1907187

Dear Mr. Jim Tomalia

The following report includes the data for the above referenced project for sample(s) received on 7/9/2019 at Air Toxics Ltd.

The data and associated QC analyzed by Modified TO-15 are compliant with the project requirements or laboratory criteria with the exception of the deviations noted in the attached case narrative.

Thank you for choosing Eurofins Air Toxics Inc. for your air analysis needs. Eurofins Air Toxics Inc. is committed to providing accurate data of the highest quality. Please feel free to contact the Project Manager: Ausha Scott at 916-985-1000 if you have any questions regarding the data in this report.

Regards,



Ausha Scott
Project Manager

WORK ORDER #: 1907187

Work Order Summary

CLIENT:	Mr. Jim Tomalia Arcadis U.S., Inc. 28550 Cabot Dr. Suite 500 Novi, MI 48377	BILL TO:	Accounts Payable Arcadis U.S., Inc. 630 Plaza Drive Suite 600 Highlands Ranch, CO 80129
PHONE:	517-819-0356	P.O. #	MI001454.0003.00002
FAX:		PROJECT #	Ford LTP Off-Site Sampling
DATE RECEIVED:	07/09/2019	CONTACT:	Ausha Scott
DATE COMPLETED:	07/15/2019		

<u>FRACTION #</u>	<u>NAME</u>	<u>TEST</u>	<u>RECEIPT VAC./PRES.</u>	<u>FINAL PRESSURE</u>
01A	IAF-34965WADSWORTH-01_070219	Modified TO-15	6.1 "Hg	5.2 psi
02A	DUP-34965WADSWORTH-01_070219	Modified TO-15	7.3 "Hg	5 psi
03A	Lab Blank	Modified TO-15	NA	NA
04A	CCV	Modified TO-15	NA	NA
05A	LCS	Modified TO-15	NA	NA
05AA	LCSD	Modified TO-15	NA	NA

CERTIFIED BY: 

 Technical Director

DATE: 07/15/19

Certification numbers: AZ Licensure AZ0775, FL NELAP - E8 , LA NELAP - 02089, NH NELAP - 209218, NJ NELAP - CA016, NY NELAP - 11291, TX NELAP - T104704434-18-13, UT NELAP CA009332018-10, VA NELAP - 9505, WA NELAP - C935

Name of Accreditation Body: NELAP/ORELAP (Oregon Environmental Laboratory Accreditation Program)

Accreditation number: CA300005-011, Effective date: 10/18/2018, Expiration date: 10/17/2019.

Eurofins Air Toxics LLC. certifies that the test results contained in this report meet all requirements of the NELAC standards

This report shall not be reproduced, except in full, without the written approval of Eurofins Air Toxics LLC.

180 BLUE RAVINE ROAD, SUITE B FOLSOM, CA - 95630

(916) 985-1000 . (800) 985-5955 . FAX (916) 985-1020

LABORATORY NARRATIVE
Modified TO-15
Arcadis U.S., Inc.
Workorder# 1907187

Two 6 Liter Summa Canister (100% Cert Ambient) samples were received on July 09, 2019. The laboratory performed analysis via modified EPA Method TO-15 using GC/MS in the full scan mode.

This workorder was independently validated prior to submittal using 'USEPA National Functional Guidelines' as generally applied to the analysis of volatile organic compounds in air. A rules-based, logic driven, independent validation engine was employed to assess completeness, evaluate pass/fail of relevant project quality control requirements and verification of all quantified amounts.

Method modifications taken to run these samples are summarized in the table below. Specific project requirements may over-ride the ATL modifications.

<i>Requirement</i>	<i>TO-15</i>	<i>ATL Modifications</i>
Initial Calibration	$\leq 30\%$ RSD with 2 compounds allowed out to <math>< 40\%</math> RSD	$\leq 30\%$ RSD with 4 compounds allowed out to <math>< 40\%</math> RSD
Blank and standards	Zero Air	UHP Nitrogen provides a higher purity gas matrix than zero air

Receiving Notes

There were no receiving discrepancies.

Analytical Notes

As per client project requirements, the laboratory has reported estimated values for target compound hits that are below the Reporting Limit but greater than the Method Detection Limit. Concentrations that are below the level at which the canister was certified may be false positives.

Definition of Data Qualifying Flags

Eight qualifiers may have been used on the data analysis sheets and indicates as follows:

- B - Compound present in laboratory blank greater than reporting limit (background subtraction not performed).
- J - Estimated value.
- E - Exceeds instrument calibration range.
- S - Saturated peak.
- Q - Exceeds quality control limits.
- U - Compound analyzed for but not detected above the reporting limit, LOD, or MDL value. See data page for project specific U-flag definition.
- UJ- Non-detected compound associated with low bias in the CCV
- N - The identification is based on presumptive evidence.

File extensions may have been used on the data analysis sheets and indicates

as follows:

a-File was requantified

b-File was quantified by a second column and detector

r1-File was requantified for the purpose of reissue

MODIFIED EPA METHOD TO-15 GC/MS FULL SCAN
 Ford LTP Off-Site Sampling

Client ID:	IAF-34965WADSWORTH-01_070219	Date/Time Analyzed:	7/10/19 08:48 PM
Lab ID:	1907187-01A	Dilution Factor:	1.70
Date/Time Collected:	7/3/19 05:11 PM	Instrument/Filename:	msdv.i / v071019
Media:	6 Liter Summa Canister (100% Cert Ambier		

Compound	CAS#	MDL (ug/m3)	LOD (ug/m3)	Rpt. Limit (ug/m3)	Amount (ug/m3)
1,1-Dichloroethene	75-35-4	0.39	0.54	0.67	Not Detected
1,4-Dioxane	123-91-1	0.32	0.49	0.61	0.35 J
cis-1,2-Dichloroethene	156-59-2	0.10	0.54	0.67	Not Detected
Tetrachloroethene	127-18-4	0.33	0.92	1.2	0.92 J
trans-1,2-Dichloroethene	156-60-5	0.29	0.54	0.67	Not Detected
Trichloroethene	79-01-6	0.31	0.73	0.91	Not Detected
Vinyl Chloride	75-01-4	0.11	0.35	0.43	Not Detected

J = Estimated value.

D: Analyte not within the DoD scope of accreditation.

Surrogates	CAS#	Limits	%Recovery
1,2-Dichloroethane-d4	17060-07-0	70-130	86
4-Bromofluorobenzene	460-00-4	70-130	109
Toluene-d8	2037-26-5	70-130	101

MODIFIED EPA METHOD TO-15 GC/MS FULL SCAN
 Ford LTP Off-Site Sampling

Client ID:	DUP-34965WADSWORTH-01_070219	Date/Time Analyzed:	7/10/19 09:26 PM
Lab ID:	1907187-02A	Dilution Factor:	1.77
Date/Time Collected:	7/3/19 12:00 AM	Instrument/Filename:	msdv.i / v071020
Media:	6 Liter Summa Canister (100% Cert Ambier		

Compound	CAS#	MDL (ug/m3)	LOD (ug/m3)	Rpt. Limit (ug/m3)	Amount (ug/m3)
1,1-Dichloroethene	75-35-4	0.40	0.56	0.70	Not Detected
1,4-Dioxane	123-91-1	0.34	0.51	0.64	Not Detected
cis-1,2-Dichloroethene	156-59-2	0.11	0.56	0.70	Not Detected
Tetrachloroethene	127-18-4	0.34	0.96	1.2	0.91 J
trans-1,2-Dichloroethene	156-60-5	0.31	0.56	0.70	Not Detected
Trichloroethene	79-01-6	0.33	0.76	0.95	Not Detected
Vinyl Chloride	75-01-4	0.12	0.36	0.45	Not Detected

J = Estimated value.

D: Analyte not within the DoD scope of accreditation.

Surrogates	CAS#	Limits	%Recovery
1,2-Dichloroethane-d4	17060-07-0	70-130	85
4-Bromofluorobenzene	460-00-4	70-130	111
Toluene-d8	2037-26-5	70-130	99

MODIFIED EPA METHOD TO-15 GC/MS FULL SCAN
 Ford LTP Off-Site Sampling

Client ID:	Lab Blank	Date/Time Analyzed:	7/10/19 11:21 AM
Lab ID:	1907187-03A	Dilution Factor:	1.00
Date/Time Collected:	NA - Not Applicable	Instrument/Filename:	msdv.i / v071006a
Media:	NA - Not Applicable		

Compound	CAS#	MDL (ug/m3)	LOD (ug/m3)	Rpt. Limit (ug/m3)	Amount (ug/m3)
1,1-Dichloroethene	75-35-4	0.23	0.32	0.40	Not Detected
1,4-Dioxane	123-91-1	0.19	0.29	0.36	Not Detected
cis-1,2-Dichloroethene	156-59-2	0.061	0.32	0.40	Not Detected
Tetrachloroethene	127-18-4	0.20	0.54	0.68	Not Detected
trans-1,2-Dichloroethene	156-60-5	0.17	0.32	0.40	Not Detected
Trichloroethene	79-01-6	0.18	0.43	0.54	Not Detected
Vinyl Chloride	75-01-4	0.065	0.20	0.26	Not Detected

D: Analyte not within the DoD scope of accreditation.

Surrogates	CAS#	Limits	%Recovery
1,2-Dichloroethane-d4	17060-07-0	70-130	90
4-Bromofluorobenzene	460-00-4	70-130	98
Toluene-d8	2037-26-5	70-130	105

MODIFIED EPA METHOD TO-15 GC/MS FULL SCAN
 Ford LTP Off-Site Sampling

Client ID:	CCV	Date/Time Analyzed:	7/10/19 08:22 AM
Lab ID:	1907187-04A	Dilution Factor:	1.00
Date/Time Collected:	NA - Not Applicable	Instrument/Filename:	msdv.i / v071002
Media:	NA - Not Applicable		

Compound	CAS#	%Recovery
1,1-Dichloroethene	75-35-4	85
1,4-Dioxane	123-91-1	90
cis-1,2-Dichloroethene	156-59-2	89
Tetrachloroethene	127-18-4	93
trans-1,2-Dichloroethene	156-60-5	88
Trichloroethene	79-01-6	89
Vinyl Chloride	75-01-4	81

D: Analyte not within the DoD scope of accreditation.

Surrogates	CAS#	Limits	%Recovery
1,2-Dichloroethane-d4	17060-07-0	70-130	89
4-Bromofluorobenzene	460-00-4	70-130	104
Toluene-d8	2037-26-5	70-130	98

MODIFIED EPA METHOD TO-15 GC/MS FULL SCAN
 Ford LTP Off-Site Sampling

Client ID:	LCS	Date/Time Analyzed:	7/10/19 09:11 AM
Lab ID:	1907187-05A	Dilution Factor:	1.00
Date/Time Collected:	NA - Not Applicable	Instrument/Filename:	msdv.i / v071003
Media:	NA - Not Applicable		

Compound	CAS#	%Recovery
1,1-Dichloroethene	75-35-4	82
1,4-Dioxane	123-91-1	95
cis-1,2-Dichloroethene	156-59-2	91
Tetrachloroethene	127-18-4	94
trans-1,2-Dichloroethene	156-60-5	72
Trichloroethene	79-01-6	94
Vinyl Chloride	75-01-4	78

D: Analyte not within the DoD scope of accreditation.

Surrogates	CAS#	Limits	%Recovery
1,2-Dichloroethane-d4	17060-07-0	70-130	88
4-Bromofluorobenzene	460-00-4	70-130	104
Toluene-d8	2037-26-5	70-130	99

* % Recovery is calculated using unrounded analytical results.

MODIFIED EPA METHOD TO-15 GC/MS FULL SCAN
 Ford LTP Off-Site Sampling

Client ID:	LCSD	Date/Time Analyzed:	7/10/19 09:58 AM
Lab ID:	1907187-05AA	Dilution Factor:	1.00
Date/Time Collected:	NA - Not Applicable	Instrument/Filename:	msdv.i / v071004
Media:	NA - Not Applicable		

Compound	CAS#	%Recovery
1,1-Dichloroethene	75-35-4	83
1,4-Dioxane	123-91-1	93
cis-1,2-Dichloroethene	156-59-2	93
Tetrachloroethene	127-18-4	93
trans-1,2-Dichloroethene	156-60-5	70
Trichloroethene	79-01-6	93
Vinyl Chloride	75-01-4	78

D: Analyte not within the DoD scope of accreditation.

Surrogates	CAS#	Limits	%Recovery
1,2-Dichloroethane-d4	17060-07-0	70-130	91
4-Bromofluorobenzene	460-00-4	70-130	105
Toluene-d8	2037-26-5	70-130	98

* % Recovery is calculated using unrounded analytical results.



July 16, 2019

Kris Hinskey
Arcadis Inc
10559 Citation Ave
Suite 100
Brighton, MI 48116

CADENA project ID: E203631
Project: Ford Livonia Transmission Project - OFF-SITE - Soil Gas and Groundwater
Project number: MI001454.0002/3/4.00002/2B/3B
Client project scope reference: Sample COC only was used to define project analytical requirements.
Laboratory: Eurofins Air Toxics - Folsom
Laboratory submittal: 1907187
Sample date: 2019-07-03
Report received by CADENA: 2019-07-15
Initial Data Verification completed by CADENA: 2019-07-16

2 Air samples were analyzed for TO-15 parameters.

There were no significant QC anomalies or exceptions to report.

Data verification for the report specified above was completed using the Ford Motor Company Environmental Laboratory Technical Specification, the CADENA Standard Operating Procedure for the Verification of Environmental Analytical Data and the associated analytical methods as references for evaluating the batch QC, sample data and report content. The EPA National Functional Guidelines for validating organic and inorganic data were used as guidance when addressing out of control QC results and the associated data qualifiers.

Analytical results reported between RDL and MDL are flagged 'J' and considered estimated values.

The definitions of the qualifiers used for this data package are defined in the analytical report. CADENA valid qualifiers are defined in the table below. To view and download a PDF copy of the laboratory analytical report access the CADENA CLMS at <http://clms.cadenaco.com/index.cfm>.

Please contact me if you have any questions.

Sincerely,

Jim Tomalia

Project Scientist

CADENA Inc, 1099 Highland Drive, Suite E, Ann Arbor, MI 48108 517-819-0356

CADENA Valid Qualifiers

Valid Qualifiers	Description
<	Less than the reported concentration.
>	Greater than the reported concentration.
B	The analyte / compound was detected in the associated blank. For Organic methods the sample concentration was greater than the RDL and less than 5x (or 10x for common lab contaminants) the blank concentration and is considered non-detect at the reported concentration. For Inorganic methods the sample concentration was greater than the RDL and less than 10x the blank concentration and is considered non-detect at the reported concentration.
E	The analyte / Compound reported exceeds the calibration range and is considered estimated.
EMPC	Estimated Minimum Potential Contamination - Dioxin/Furan analyses only.
J	Indicates an estimated value. This flag is used either when estimating a concentration for a tentatively identified compound or when the data indicates the presence of an analyte / compound but the result is less than the sample Quantitation limit, but greater than zero. The flag is also used in data validation to indicate a reported value should be considered estimated due to associated quality assurance deficiencies.
J-	The result is an estimated quantity, but the result may be biased low.
JB	NON-DETECT AT THE CONCENTRATION REPORTED AND ESTIMATED
JH	The sample result is considered estimated and is potentially biased high.
JL	The sample result is considered estimated and is potentially biased low.
JUB	NON-DETECT AT THE REPORTING LIMIT AND ESTIMATED
NJ	Tentatively identified compound with approximated concentration.
R	Indicates the value is considered to be unusable. (Note: The analyte / compound may or may not be present.)
TNTC	Too Numerous to Count - Asbestos and Microbiological Results.
U	Indicates that the analyte / compound was analyzed for, but not detected.
UB	The analyte / compound was detected in the associated blank. For Organic methods the sample concentration was less than the RDL and less than 5x (or 10x for common lab contaminants) the blank concentration and is considered non-detect at the RDL. For Inorganic methods the sample concentration was less than the RDL and less than 10x the blank concentration and is considered non-detect at the RDL.
UJ	The analyte / compound was not detected above the reported sample Quantitation limit. However, the Quantitation limit is considered to be approximate due to associated quality assurance results and may or may not represent the actual limit of Quantitation to accurately and precisely report the analyte in the sample.

Ford Motor Company – Livonia Transmission Project

DATA REVIEW

Livonia, Michigan

Volatile Organic Compounds (VOC) TO-15 Analysis

SDG #1907187

CADENA Verification Report: 2019-07-16

Analyses Performed By:
Eurofins Air Toxics
Folsom, California

Report #34208R
Review Level: Tier III
Project: 30016346.00003 (MI001454.0004.00002)

DATA REVIEW

SUMMARY

This data quality assessment summarizes the review of Sample Delivery Group (SDG) # 1907187 for samples collected in association with the Ford – Livonia, Michigan site. The review was conducted as a Tier III validation in addition to a verification/Tier II validation review performed by CADENA Inc. and included review of level IV laboratory data package completeness. Only elements of a Tier III validation effort (Tier III includes a detailed review of laboratory raw data to check for errors in calculation, calibration review, internal standard review and compound identification) and omitted deviations from the CADENA verification/Tier II report are documented in this report. Only analytical data associated with constituents of concern were reviewed for this validation. Field documentation was not included in this review. Included with this assessment are the validation annotated sample result sheets, and chain of custody. Analyses were performed on the following samples:

SDG	Sample ID	Lab ID	Matrix	Sample Collection Date	Parent Sample	Analysis		
						TO-15 (Full Scan)	TO-15 (SIM)	MISC
1907187	IAF-34965WADSWORTH-01_070219	1907187-01A	Air	7/3/2019		X		
	DUP-34965WADSWORTH-01_070219	1907187-02A	Air	7/3/2019	IAF-34965WADSWORTH-01_070219	X		

DATA REVIEW

ANALYTICAL DATA PACKAGE DOCUMENTATION

The table below is the evaluation of the data package completeness.

Items Reviewed	Reported		Performance Acceptable		Not Required
	No	Yes	No	Yes	
1. Sample receipt condition		X		X	
2. Requested analyses and sample results		X		X	
3. Master tracking list		X		X	
4. Methods of analysis		X		X	
5. Reporting limits		X		X	
6. Sample collection date		X		X	
7. Laboratory sample received date		X		X	
8. Sample preservation verification (as applicable)		X		X	
9. Sample preparation/extraction/analysis dates		X		X	
10. Fully executed Chain-of-Custody (COC) form		X		X	
11. Narrative summary of Quality Assurance or sample problems provided		X		X	
12. Data Package Completeness and Compliance		X		X	

DATA REVIEW

ORGANIC ANALYSIS INTRODUCTION

Analyses were performed according to United States Environmental Protection Agency (USEPA) Method TO-15 (Full Scan). Data were reviewed in accordance with USEPA National Functional Guidelines of October 1999.

The data review process is an evaluation of data on a technical basis rather than a determination of contract compliance. As such, the standards against which the data are being weighed may differ from those specified in the analytical method. It is assumed that the data package represents the best efforts of the laboratory and had already been subjected to adequate and sufficient quality review prior to submission.

During the review process, laboratory qualified and unqualified data are verified against the supporting documentation. Based on this evaluation, qualifier codes may be added, deleted, or modified by the data reviewer. Results are qualified with the following codes in accordance with USEPA National Functional Guidelines:

- Concentration (C) Qualifiers
 - U The analyte was analyzed for but was not detected above the level of the reported sample quantitation limit.
 - B The compound has been found in the sample as well as its associated blank, its presence in the sample may be suspect.
- Quantitation (Q) Qualifiers
 - E The compound was quantitated above the calibration range.
 - D Concentration is based on a diluted sample analysis.
- Validation Qualifiers
 - J The result is an estimated quantity. The associated numerical value is the approximate concentration of the analyte in the sample.
 - UJ The analyte was analyzed for but was not detected. The reported quantitation limit is approximate and may be inaccurate or imprecise.
 - J+ The result is an estimated quantity, but the result may be biased high.
 - J- The result is an estimated quantity, but the result may be biased low.
 - UB Analyte considered non-detect at the listed value due to associated blank contamination.
 - N The analysis indicates the presence of a compound for which there is presumptive evidence to make a tentative identification.
 - R The sample results are rejected.

Two facts should be noted by all data users. First, the "R" flag means that the associated value is unusable. In other words, due to significant quality control (QC) problems, the analysis is invalid and provides no information as to whether the compound is present or not. "R" values should not appear on data tables because they cannot be relied upon, even as a last resort. The second fact to keep in mind is that no compound concentration, even if it has passed all QC tests, is guaranteed to be accurate. Strict QC serves to increase confidence in data but any value potentially contains error.

DATA REVIEW

VOLATILE ORGANIC COMPOUND (VOC) ANALYSES

1. Holding Times

The specified holding times for the following methods are presented in the following table.

Method	Matrix	Holding Time	Preservation	Return Canister Pressure
USEPA TO-15	Air	30 days from collection to analysis (Canister)	Ambient Temperature	< -2" Hg

All samples were analyzed within the specified holding time and canister return pressure / vacuum criteria.

2. Mass Spectrometer Tuning

Mass spectrometer performance was acceptable and all analyses were performed within a 12-hour tune clock.

System performance and column resolution were acceptable.

3. Calibration

Satisfactory instrument calibration is established to ensure that the instrument is capable of producing acceptable quantitative data. An initial calibration demonstrates that the instrument is capable of acceptable performance at the beginning of an experimental sequence. The continuing calibration verifies that the instrument daily performance is satisfactory.

3.1 Initial Calibration

The method specifies percent relative standard deviation (%RSD) and relative response factor (RRF) limits for select compounds only. A technical review of the data applies limits to all compounds with no exceptions.

All target compounds associated with the initial calibration standards must exhibit a %RSD less than the control limit (30%) or a correlation coefficient greater than 0.99 and an RRF value greater than control limit (0.05).

All compounds associated with the initial calibrations were within the specified control limits.

3.2 Continuing Calibration

All target compounds associated with the continuing calibration standard must exhibit a percent difference (%D) less than the control limit (30%) and RRF value greater than control limit (0.05).

All compounds associated with the continuing calibrations were within the specified control limits.

4. Internal Standard Performance

Internal standard performance criteria ensure that the GC/MS sensitivity and response are stable during every sample analysis. The criteria requires the internal standard compounds associated with the VOC exhibit area counts that are not greater than 140% or less than 60% of the area counts of the associated continuing calibration standard.

All internal standard responses were within control limits.

DATA REVIEW

5. Compound Identification

Compounds are identified on the GC/MS by using the analytes relative retention time and ion spectra. All identified compounds met the specified criteria.

6. Field Duplicate Sample Analysis

The field duplicate analysis is used to assess the precision of the field sampling procedures and analytical method. A control limit of 35% for air matrices is applied to the RPD between the parent sample and the field duplicate. In the instance when the parent and/or duplicate sample concentrations are not greater than five times the RL, a control limit of one times the RL is applied to the difference between the duplicate sample results.

Results (in $\mu\text{g}/\text{m}^3$) for the field duplicate samples are summarized in the following table.

Sample ID / Duplicate ID	Compound	Sample Result	Duplicate Result	RPD
IAF-34965WADSWORTH-01_070219/ DUP-34965WADSWORTH-01_070219	1,4-Dioxane	0.35 J	0.64 U	AC
	Tetrachloroethene	0.92 J	0.91 J	AC

AC Acceptable

The calculated RPDs between the parent sample and field duplicate were acceptable.

7. System Performance and Overall Assessment

Overall system performance was acceptable. Other than for those deviations specifically mentioned in this review, the overall data quality is within the guidelines specified in the method.

DATA REVIEW

DATA VALIDATION CHECKLIST FOR VOCs

VOCs: TO-15 (Full Scan)	Reported		Performance Acceptable		Not Required
	No	Yes	No	Yes	
GAS CHROMATOGRAPHY/MASS SPECTROMETRY (GC/MS)					
Tier II Validation					
Canister return pressure (<-2"Hg)		X		X	
Tier III Validation					
System performance and column resolution		X		X	
Initial calibration %RSDs		X		X	
Continuing calibration RRFs		X		X	
Continuing calibration %Ds		X		X	
Instrument tune and performance check		X		X	
Ion abundance criteria for each instrument used		X		X	
Internal standard		X		X	
Field Duplicate Sample RPD		X		X	
Compound identification and quantitation					
A. Reconstructed ion chromatograms		X		X	
B. Quantitation Reports		X		X	
C. RT of sample compounds within the established RT windows		X		X	
D. Transcription/calculation errors present		X		X	
E. Reporting limits adjusted to reflect sample dilutions		X		X	

Notes:

%RSD Relative standard deviation


%R Percent recovery

RPD Relative percent difference

%D Percent difference

VALIDATION PERFORMED BY: Joseph C. Houser

SIGNATURE:



DATE: September 26, 2019

PEER REVIEW: Dennis Capria

DATE: October 4, 2019



**CHAIN OF CUSTODY
CORRECTED SAMPLE ANALYSIS DATA
SHEETS**



**NO CORRECTIONS/QUALIFIERS ADDED
TO SAMPLE ANALYSIS DATA SHEETS**



MODIFIED EPA METHOD TO-15 GC/MS FULL SCAN
 Ford LTP Off-Site Sampling

Client ID:	IAF-34965WADSWORTH-01_070219	Date/Time Analyzed:	7/10/19 08:48 PM
Lab ID:	1907187-01A	Dilution Factor:	1.70
Date/Time Collected:	7/3/19 05:11 PM	Instrument/Filename:	msdv.i / v071019
Media:	6 Liter Summa Canister (100% Cert Ambier)		

Compound	CAS#	MDL (ug/m3)	LOD (ug/m3)	Rpt. Limit (ug/m3)	Amount (ug/m3)
1,1-Dichloroethene	75-35-4	0.39	0.54	0.67	Not Detected
1,4-Dioxane	123-91-1	0.32	0.49	0.61	0.35 J
cis-1,2-Dichloroethene	156-59-2	0.10	0.54	0.67	Not Detected
Tetrachloroethene	127-18-4	0.33	0.92	1.2	0.92 J
trans-1,2-Dichloroethene	156-60-5	0.29	0.54	0.67	Not Detected
Trichloroethene	79-01-6	0.31	0.73	0.91	Not Detected
Vinyl Chloride	75-01-4	0.11	0.35	0.43	Not Detected

J = Estimated value.

D: Analyte not within the DoD scope of accreditation.

Surrogates	CAS#	Limits	%Recovery
1,2-Dichloroethane-d4	17060-07-0	70-130	86
4-Bromofluorobenzene	460-00-4	70-130	109
Toluene-d8	2037-26-5	70-130	101

MODIFIED EPA METHOD TO-15 GC/MS FULL SCAN
 Ford LTP Off-Site Sampling

Client ID:	DUP-34965WADSWORTH-01_070219	Date/Time Analyzed:	7/10/19 09:26 PM
Lab ID:	1907187-02A	Dilution Factor:	1.77
Date/Time Collected:	7/3/19 12:00 AM	Instrument/Filename:	msdv.i / v071020
Media:	6 Liter Summa Canister (100% Cert Ambier		

Compound	CAS#	MDL (ug/m3)	LOD (ug/m3)	Rpt. Limit (ug/m3)	Amount (ug/m3)
1,1-Dichloroethene	75-35-4	0.40	0.56	0.70	Not Detected
1,4-Dioxane	123-91-1	0.34	0.51	0.64	Not Detected
cis-1,2-Dichloroethene	156-59-2	0.11	0.56	0.70	Not Detected
Tetrachloroethene	127-18-4	0.34	0.96	1.2	0.91 J
trans-1,2-Dichloroethene	156-60-5	0.31	0.56	0.70	Not Detected
Trichloroethene	79-01-6	0.33	0.76	0.95	Not Detected
Vinyl Chloride	75-01-4	0.12	0.36	0.45	Not Detected

J = Estimated value.

D: Analyte not within the DoD scope of accreditation.

Surrogates	CAS#	Limits	%Recovery
1,2-Dichloroethane-d4	17060-07-0	70-130	85
4-Bromofluorobenzene	460-00-4	70-130	111
Toluene-d8	2037-26-5	70-130	99

Analysis Request /Canister Chain of Custody

For Laboratory Use Only

Workerorder#:

1907187

PID: _____

Page 1 of 1

180 Blue Ravine Rd. Suite B, Folsom, CA 95630
Phone (800) 985-5955; Fax (916) 351-8279

Client:	Arcadis	PID:		Special Instructions/Notes: Report ONLY: 1,1-DCE, cis-1,2-DCE, trans-1,2-DCE, 1,4-Dioxane, PCE, TCE and VC. Submit results through Cadena at jim.tomalia@cadena.com. Cadena #E203831. Level IV Reporting				Turnaround Time (Rush surcharges may apply)							
Project Name:	Ford LTP Off-Site Sampling	P.O.#	MI001454.0003.00002					5 Day Turnaround Time							
Project Manager:	Kris Hinskey							Canister Vacuum/Pressure							
Sampler:	Shantel Johnson							Requested Analyses							
Site Name:	34965 WADSWORTH			Start Sampling Information		Stop Sampling Information		Initial (in Hg)	Final (in Hg)	Lab Use Only		TO-15 (See Special Instructions/Notes)			
Lab ID	Sample Identification	Canister #	Flow Controller #	Date	Time	Date	Time			Receipt	Final (psig) Gas: N2 / He				
G1A	IAF-34965WADSWORTH-01_070219	6L1826	22217	07/02/2019	18:02	07/03/2019	17:11	-29.5	-6			x			
D2A	DUP-34965WADSWORTH-01_070219	6L0087	22497	07/02/2019		07/03/2019		-29.5	-7						
Relinquished by: (Signature/Affiliation) <i>Christine Wynn / Arcadis</i>				Date	7/5/19	Time	1430	Received by: (Signature/Affiliation) <i>[Signature]</i>				Date	7/10/19	Time	0940
Relinquished by: (Signature/Affiliation)				Date		Time		Received by: (Signature/Affiliation)				Date		Time	
Relinquished by: (Signature/Affiliation)				Date		Time		Received by: (Signature/Affiliation)				Date		Time	
Lab Use Only															
Shipper Name: <i>FedEx</i>		Custody Seals Intact?		<input checked="" type="checkbox"/> Yes			<input type="checkbox"/> No			<input type="checkbox"/> None					
<p style="font-size: 8pt;">Sample Transportation Notice: Relinquishing signature on this document indicates that samples are shipped in compliance with all applicable local, State, Federal, and international laws, regulations, and ordinances of any kind. Relinquishing signature also indicates agreement to hold harmless, defend, and indemnify Eurofins Air Toxics against any claim, demand, or action, of any kind, related to the collection, handling, of shipping of samples. D.O.T Hotline (800) 487-4922</p>															